中空卡盘
中空油缸
后拉夹盘
中实卡盘
中实油缸
气动卡盘
超薄夹头
手动卡盘
轮毂夹盘
卡盘配件
生爪硬爪
连接盘
拉料器
刀座
刀套
延长杆
顶尖
虎钳
分度盘
磨床工具
磁盘
万力
线割
表架
工具
车床卡盘
铣床虎钳
磨床磁盘
线割配件
机械工具

二爪高速中空油压夹头
2-Jaw high speed hollow power chucks

尺寸图 >> Dimensions

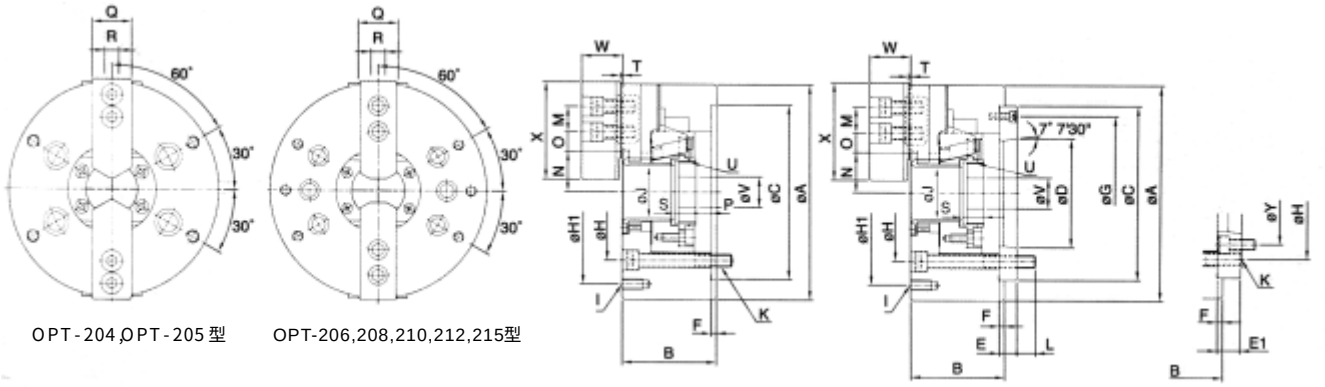

OPT-204,OPT-205 型　　OPT-206,208,210,212,215型

规格表 >> Specifications

订购编码 Order number	型号 MODEL	主轴鼻端番号 Nose No. of spindle	A	B	C (h6)	D	E	E1	F	G	H	H1	I	J	K	L
701100	SBL-204	--	110	59	85	--	--	--	4	--	70.6	--	--	26	4-M10x1.5P	--
701102	SBL-205	A~-4	135	60	110	63.513	20	--	4	96	82.6	PCDØ118	4-M8x1.25P	33	4-M10x1.5P	15
701104	SBL-206	A~-5	169	81	140	82.563	15	--	5	116	104.8	PCDØ145	6-M10x1.5P	45	6-M10x1.5P	16
701106	SBL-208	A~-6(A~-5)	210	91	170	106.375	17	23	5	150	133.4	PCDØ180	6-M10x1.5P	52	6-M12x1.75P	18
701108	SBL-210	A~-8(A~-6)	254	100	220	139.719	18	28	5	190	171.4	PCDØ225	6-M12x1.75P	75	6-M16x2P	19
701110	SBL-212	A~-8	304	110	220	139.719	18	--	6	190	171.4	PCDØ250	6-M12x1.75P	91	6-M16x2P	25
701112	SBL-215	A~-11(A~-8)	381	133	300	196.869	22	33	6	260	235	PCDØ324	6-M12x1.75P	117.5	6-M20x2.5P	28

型号 MODEL	M	N max.	N min.	O max.	O min.	P max.	P min.	Q	R	S	T	U	V	W	X	Y	通孔直径 Thru-Hole Diameter (mm)	柱塞行程 Plunger Stroke (mm)
SBL-204	14	23	20.3	11.5	6.7	3.5	-6.5	23	10	17.5	2	M32x1.5P	12	24	49.5	--	26	10
SBL-205	14	26.2	23.5	19	6	1	-9	25	10	20	2	M40x1.5P	12	31.5	62	--	33	10
SBL-206	20	32.35	29.6	24	7	11	-1	31	12	19	2	M55x2P	20	37	73	--	45	12
SBL-208	25	39.1	35.4	30	10	14.5	-1.5	35	14	20.5	2	M60x2P	30	39	95	104.8	52	16
SBL-210	30	51.5	47.1	34	12	8.5	-10.5	40	16	25	2	M85x2P	40	43	110	133.4	75	19
SBL-212	30	61.6	56.3	46	12	8	-15	50	21	28	2	M100x2P	50	51	129	--	91	23
SBL-215	43	82.3	77	46	13	7	-16	62	22	42.5	5	M130x2P	48	66	165	171.4	117.5	23

型号 MODEL	爪行程(直径) Jaw stroke [Diameter] (mm)	最高回转速 Max.Speed r.p.m (min-1)	最大拉力 Max.Pull Force kgf (KN)	最大静夹持力 Max.Gripping Force kgf (KN)	最大设定油压压力 Max.Hydr. Pressure kgf/cm2 (Mpa)	净重 Weight (kg)	搭配油压缸型号 Matching Cylinder	夹持范围 Gripping Range	单价 Price
SBL-204	5.4	8000	920 (9)	(1930 (19)	(15.5 (1.5)	3.6	SH1036	?7 ?-110	
SBL-205	5.4	7000	1120 (11)	(2340 (23)	(19 (1.9)	(6.5	SH1036	?10 ?-135	8300
SBL-206	5.5	6000	1420 (14)	(3770 (37)	(18.5 (1.8)	13.1	SH1246	?13 ?-169	9300
SBL-208	7.4	5000	2240 (22)	(5710 (56)	(17 (1.7)	(23.0	SH1552	?13 ?-210	10300
SBL-210	8.8	4200	2850 (28)	(7440 (73)	(18 (1.8)	(35.9	SH1875	?30 ?-254	14000
SBL-212	10.6	3300	3670 (36)	(9690 (95)	(18 (1.8)	(56.6	SH2091	?35 ?-304	19300
SBL-215	10.6	2500	4790 (47)	(12130 (119)	17 (1.7)	(103.2	SH2511	?35 ?-381	

三爪高速中空油压夹头
3-Jaw High Speed Hollow Power Chucks

尺寸图 >> Dimensions

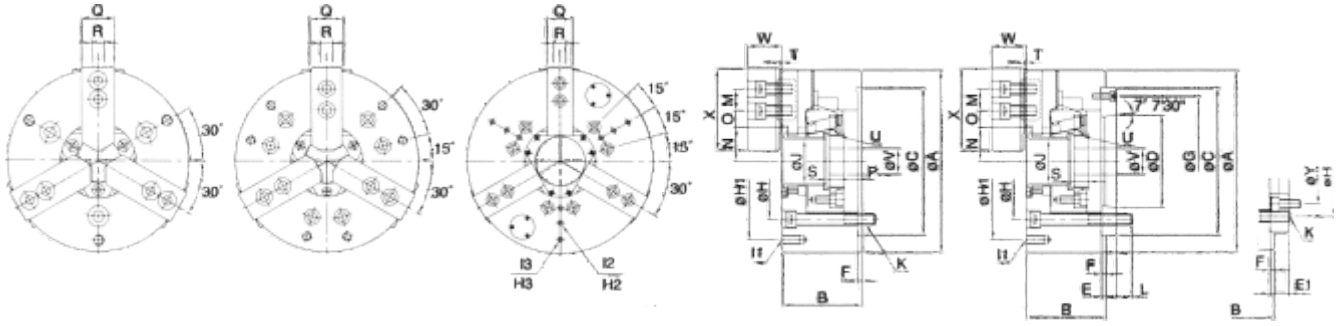

规格表 >> Specifications

订购编码 Order Number	型号 MODEL	主轴鼻端番号 Nose Spindle	A	B	C (h6)	D	E	E1	F	G	H	H1	I1	H2	I2	H3
701200	SB-204	--	110	59	85	--	--	--	4	--	70.6	--	--	--	--	--
701202	SB-205	A2-4	135	60	110	63.513	20	--	4	96	82.6	PCD?118	3-M8x1.25P	--	--	--
701204	SB-206	A2-5	169	81	140	82.563	15	--	5	116	104.8	PCD?145	6-M10x1.5P	--	--	--
701206	SB-208	A2-6(A2-5)	210	91	170	106.375	17	23	5	150	133.4	PCD?180	6-M10x1.5P	--	--	--
701208	SB-210	A2-8(A2-6)	254	100	220	139.719	18	28	5	190	171.4	PCD?225	6-M12x1.75P	--	--	--
701210	SB-212	A2-8	304	110	220	139.719	18	--	6	190	171.4	PCD?250	6-M12x1.75P	--	--	--
701202	SB-215	A2-11(A2-8)	381	133	300	196.869	22	33	6	260	235	--	--	PCD?230	3-M12x1.75P	PCD?300
701204	SB-218	A2-11(A2-8)	450	133	300	196.869	22	33	6	260	235	PCD?230	3-M12x1.75P	PCD?300	4-M10x1.75P	PCD?380
701206	SB-221	A2-15(A2-11)	530	140	380	285.775	27	41	6	330.2	330.2	PCD?300	3-M16x2P	PCD?380	3-M16x2P	PCD?460
701208	SB-224	A2-20(A2-15)	610	149	520	412.775	27	42	6	463.2	463.6	PCD?350	3-M16x2P	PCD?450	3-M16x2P	PCD?550

型号 MODEL	I3	J	K	L	M	N max.	N min.	O max.	O min.	P max.	P min.	Q	R	S	T	U	V	W	X
SB-204	--	26	3-M10x1.5P	--	14	23	20.3	11.5	6.7	3.5	-6.5	23	10	17.5	2	M32x1.5P	12	24	49.5
SB-205	--	33	3-M10x1.5P	15	14	26.2	23.5	19	6	1	-9	25	10	20	2	M40x1.5P	12	31.5	62
SB-206	--	45	6-M10x1.5P	16	20	32.35	29.6	24	7	11	-1	31	12	19	2	M55x2P	20	37	73
SB-208	--	52	6-M12x1.75P	18	25	39.1	35.4	30	10	14.5	-1.5	35	14	20.5	2	M60x2P	30	39	95
SB-210	--	75	6-M16x2P	19	30	51.5	47.1	34	12	8.5	-10.5	40	16	25	2	M85x2P	40	43	110
SB-212	--	91	6-M16x2P	25	30	61.6	56.3	46	12	8	-15	50	21	28	2	M100x2P	50	51	129
SB-215	3-M12x1.75P	117.5	6-M20x2.5P	28	43	82.3	77	46	13	7.5	-16	62	22	42.5	5	M130x2P	48	66	165
SB-218	4-M10x1.75P	120	6-M20x2.5P	28	43	83.8	78.5	78	18	7.5	-16	62	22	42.5	5	M130x2P	48	66	165
SB-221	3-M16x2P	180	6-M24x3P	33	60	119.6	114.3	63.3	21.3	10.5	-13	65	25	42.5	5	M195x2P	80	73.5	180
SB-224	3-M16x2P	205	6-M24x3P	37	60	134.4	128.4	87.3	21.3	13.5	-11	65	25	42.5	5	M220x3P	80	73.5	180

型号 MODEL	Y	通孔直径 Thru-Hole [Diameter] (mm)	柱塞行程 Plunger Stroke (mm)	爪行程 (直径) Jaw Stoke [Diameter] (mm)	最高回转速 Max.Speed r.p.m (min-1)	最大拉力 Max.Pull Force kgf (KN)	最大静夹持力 Max.Gripping Force kgf (KN)	最大设定油压压力 Max.Hydr. Pressure kgf/cm2 (Mpa)	净重 Weight (kg)	搭配油压缸型号 Matching Cylinder	夹持范图 Gripping Range	单价 Price
SB-204	--	26	10	5.4	8000	1428 (14)	(2850 (28)	(24 (2.3)	(3.8	SH1036	?7 ?-110	
SB-205	--	33	10	5.4	7000	1730 (17)	(3570 (35)	(29 (2.8)	(6.1	SH1036	?10 ?-135	8000
SB-206	--	45	12	5.5	6000	2140 (21)	(5710 (56)	(28 (2.7)	(12.5	SH1246	?13 ?-169	9000
SB-208	104.8	52	16	7.4	5000	3360 (33)	(8360 (82)	(26 (2.5)	(21.9	SH1552	?13 ?-210	10000
SB-210	133.4	75	19	8.8	4200	4280 (42)	(11010 (108)	27 (2.6)	(33.7	SH1875	?30 ?-254	14000
SB-212	--	91	23	10.6	3300	5500 (54)	(14380 (141)	27 (2.6)	(55.3	SH2091	?35 ?-304	19300
SB-215	171.4	117.5	23	10.6	2500	7140 (70)	(18250 (179)	24.5 (2.4)	106.8	SH2511	?35 ?-381	
SB-218	171.4	120	23	10.6	2000	7140 (70)	(18250 (179)	24.5 (2.4)	152	SH2511	?40 ?-450	
SB-221	235	180	23	10.6	1700	9080 (89)	(23760 (233)	31.5 (3.0)	195.2	SH2816	?115 ?-530	
SB-224	330.2	205	26	12	1400	9080 (89)	(23760 (233)	31.5 (3.0)	169.4	SH2816	?140 ?-610	

四爪高速中空油压夹头
4-Jaw High Speed Hollow Power Chucks

尺寸图 >> Dimensions

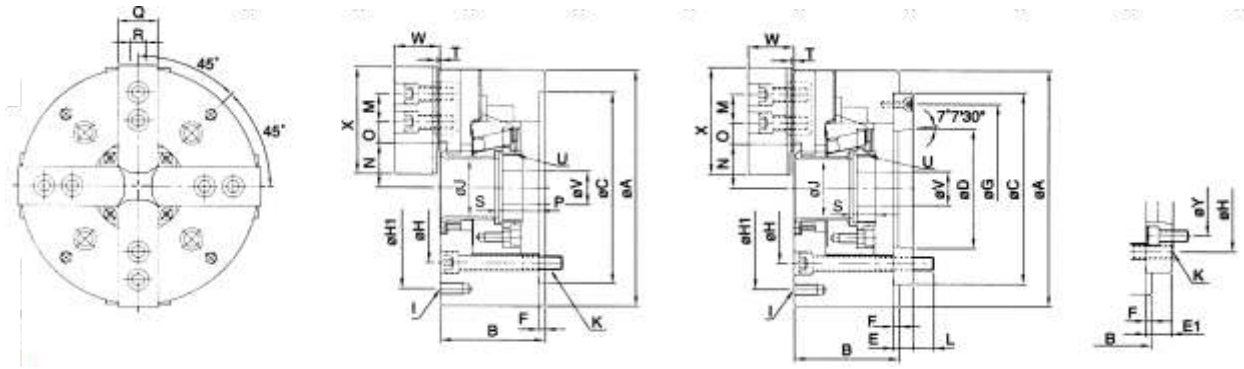

规格表 >> Specifications

订购编码 Order Number	型号 MODEL	主轴鼻端番号 Nose No. Spindle	A	B	C (h6)	D	E	E1	F	G	H	H1	I	J	K	L
701300	SBS-206	A2-5	169	81	140	82.563	15	--	5	116	104.8	PCD?145	4-M10x1.5P	45	4-M10x1.5P	16
701302	SBS-208	A2-6(A2-5)	210	91	170	106.375	17	23	5	150	133.4	PCD?180	4-M10x1.5P	52	4-M12x1.75P	18
701304	SBS-210	A2-8(A2-6)	254	100	220	139.719	18	28	5	190	171.4	PCD?225	4-M12x1.75P	75	4-M16x2P	19
701306	SBS-212	A2-8	304	110	220	139.719	18	--	6	190	171.4	PCD?250	4-M12x1.75P	91	4-M16x2P	25
701308	SBS-215	A2-11(A2-8)	381	133	300	196.869	22	33	6	260	235	PCD?324	4-M12x1.75P	117.5	4-M20x2.5P	28

型号 MODEL	M	N max.	N min.	O max.	O min.	P max.	P min.	Q	R	S	T	U	V	W	X	Y	通孔直径 Thru-Hole (Diameter) (mm)	柱塞行程 Plunger Stroke (mm)
SBS-206	20	32.35	24	24	7	11	-1	31	12	19	2	M55x2P	20	37	73	--	45	12
SBS-208	25	39.1	30	30	10	14.5	-1.5	35	14	20.5	2	M60x2P	30	39	95	104.8	52	16
SBS-210	30	51.5	34	34	12	8.5	-10.5	40	16	25	2	M85x2P	40	43	110	133.4	75	19
SBS-212	30	61.6	46	46	12	8	-15	50	21	28	2	M100x2P	50	51	129	--	91	23
SBS-215	43	82.3	46	46	13	7.5	-15	62	22	42.5	2	M130x2P	48	66	165	171.4	117.5	23

型号 MODEL	爪行程 (直径) Jaw Stroke (Diameter) (mm)	最高回转速 Max.Speed r.p.m (min-1)	最大拉力 Max.Pull Force kgf	(KN)	最大静夹持力 Max.Gripping Force kgf	(KN)	最大设定油压压力 Max. Pressure kgf/cm2	(Mpa)	净重 Weight (kg)	搭配油压缸型号 Matching Cylinder	夹持范围 Gripping Range	单价 Price
SBS-206	5.5	4500	1630	(16)	4180	(16)	21	(2.1)	14.2	SH1246	?22~?169	10600
SBS-208	7.4	3600	2440	(24)	6010	(24)	19	(1.9)	24.5	SH1552	?25~?210	12000
SBS-210	8.8	3200	3160	(31)	8050	(31)	20	(2.0)	38.1	SH1875	?28~?254	16000
SBS-212	10.6	2500	4080	(40)	10400	(40)	20	(2.0)	60..5	SH2091	?35~?304	21600
SBS-215	10.6	1800	5400	(53)	13600	(53)	19	(1.9)	111.5	SH2511	?63~?381	

大孔径三爪高速中空油压夹头

Large Through Hole 3-Jaw High Speed Power Chuck

尺寸图 >> Dimensions

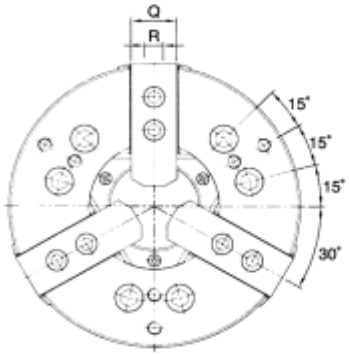

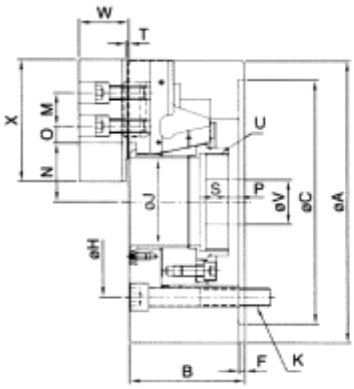

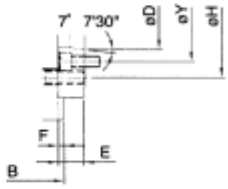

规格表 >> Specifications

产品编码 Order number	型号 MODEL	主轴鼻端番号 Nose No. of Spindle	A	B	C (h6)	D	E	F	H	J	K	M	N max.	N min.	O max.	O min.	P max.	P min.	Q	R	S	T	U
701500	SBB-206	A2-5	170	81	140	?82.563	20	5	PCD?122	52	6-M10x1.5P	20	36.35	33.6	21.1	9.1	7	-5.1	31	12	23	2	M60x2P
701502	SBB-208	A2-6	215	91	170	?106.375	22	5	PCD?150	66	6-M12x1.75P	25	46.6	42.9	26.6	11.6	10	-6.1	35	14	25	2	M75x2P
701504	SBB-210	A2-8	256	100	220	?139.719	28	5	PCD?180	81	6-M16x2P	30	54.6	50.1	33.1	13.6	8.5	-10.1	40	16	25	2	M90x2P

型号 MODEL	V	W	X	Y	通孔直径 Thru-Hole (Diameter) (mm)	柱塞行程 Plunger Stroke (mm)	爪行程（直径） Jaw Stroke (Diameter) (mm)	最高回转速 Max.Speed r.p.m (min-1)	最大拉力 Max. Pull Force kgf (KN)	最大静夹持力 Max. Gripping Force kgf (KN)	最大设定油压压力 Max. pressure kgf/cm2 (Mpa)	净重 Weight (kg)	搭配油压缸型号 Matching Cylinder	夹持范围 Gripping Range	单价 Price
SBB-206	20	37.5	73	104.8	52	12	5.5	6000	2200 (21.5)	5900 (58)	21 (2.1)	12.3	SH1452S	?13~?170	
SBB-208	30	39.5	80	133.4	66	16	7.4	5000	3400 (33)	8800 (86)	26 (2.5)	21.7	SH1666S	?50~?215	
SBB-210	40	43	110	171.4	81	19	8.8	4200	4300 (42)	11100 (109)	29 (2.8)	33.6	SH1881S	?34~?254	

大孔径超薄中空油压转缸

Large Through Hole Super Thin Hollow Rotary Hydraulic Cylinder

1. 超薄型、重量轻：超薄外型构造，重量比传统回转缸轻，形体结构小型化，高速运转时，可减轻机械负担。
2. 大的贯通孔径：大径设计使加工物之贯通孔径的范围增加。
3. 安全构造：内藏止回阀设计，于突发之降压时仍可保持推力。

尺寸图 >> Dimensions

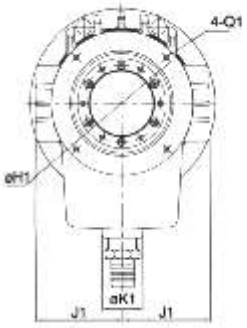

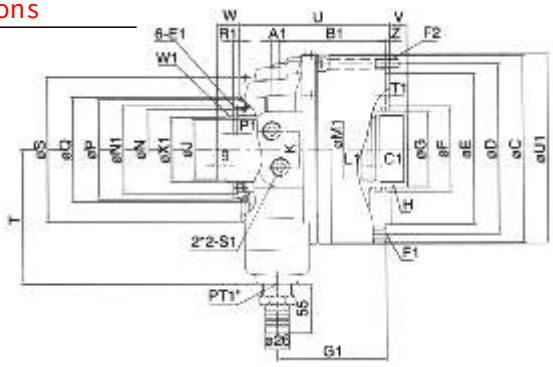

1. Super thin & lightweight:
   Super thin outer structure makes the weight lighter than the traditional rotary cylinders; meanwhile, the compactness and miniaturization lower the load on machines.
2. Large Through-hole diameter:
   With large open center, gripping range of Bar stock can be increased.
3. Built-in check valve:
   With built-in "check valve", workpieces can be effectively prevented from flying out during abrupt failure of pressure

规格表 >> Specifications

产品编码 Order number	型号 MODEL	A1	B1	C	C1	D	E	E1	F	F1	F2	G	G1	H	H1	J	J1	K	K1	L1	M1	N	N1	P	P1	Q	Q1	R1	S	S1	T	T1	U
701600	SH1452S	9	105.5	180	30	165	140	M6x1P	85	12-M10x1.5P	6-M8x1.25P	70	110.2	M60x2P	120	52	83	40	46	15	55	73	85	96	4	101.8	M6x1P	7.3	137	PT1/2	130	4	152
701602	SH1666S	9	116.5	209	35	190	168	M6x1P	95	12-M12x1.75P	6-M10x1.5P	85	121.2	M75x2P	145	66	99	40	46	15	70	88	100	111	4	116.8	M6x1P	7.3	161	PT1/2	150	5	166
701604	SH1881S	10.7	130.5	222	35	205	168	M6x1P	110	12-M12x1.75P	6-M10x1.5P	100	136	M90x2P	166	81	107.5	40	46	15	85	103	113	126	4	131.8	M6x1P	7.3	176	PT1/2	175	5	186

型号 MODEL	U1	V max.	V min	W max.	W1	W min	X1	Z	活塞行程 Piston Stroke (mm)	最高回转速 Max. Speed r.p.m. (min)	活塞直径 Piston Dia (mm)	GD2 (kg.m²)	流量 Oil Leakage Rate (μmin)	最高使用压力 Max.Pressure kgf/cm2 (Mpa)	活塞面积 Piston Area(cm2) 推力侧 Push Side	拉力侧 Pull Side	最大推（拉）力 Max.Operating Force 推力侧 Push Side kgf (KN)	拉力侧 Pull Side kgf (KN)	净重 Weight (kg)	单价 Price
SH1452S	183	17	-3	45	M58x1.5P	25	55.8	5	20	6500	145	0.035	3.9	40 (3.9)	135	124	4860 (7.6)	4464 (43.7)	12.3	
SH1666S	211	19	-3	47	M74x1.5P	25	71.8	5	22	5600	165	0.07	4	40 (3.9)	168	155	6048 (59.3)	5580 (54.7)	17.4	
SH1881S	226	21	-4	50	M89x2P	25	85.8	5	25	4800	180	0.09	4.3	40 (3.9)	189	174	6804 (66.7)	6264 (61.4)	21.9	

中空卡盘
中空油缸
后拉夹盘
中实卡盘
中实油缸
气动卡盘
超薄夹头
手动卡盘
轮毂夹盘
卡盘配件
生爪
硬爪
连接盘
拉料器
刀座
刀套
延长杆
顶尖
虎钳
分度盘
磨床工具
磁盘
万力
线割
表架
工具
车床卡盘
铣床虎钳
磨床磁盘
线割配件
机械工具

高速中空油压回转缸
Super igh pSeed oHllow Rotary yHdraulic yCinders

尺寸图 >> Dimensions

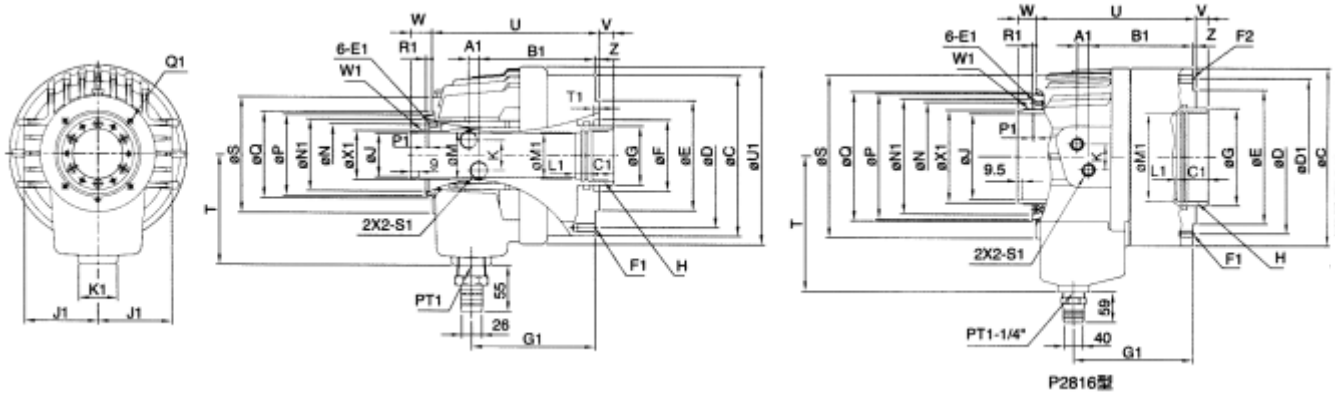

规格表 >> Specifications

订购编码 Order number	型号 MODEL	A1	B1	C	C1	D	D1	E (h7)	E1	F	F1	F12	G	G1	H	J	J1	K	K1	L1
701400	SH0928	9	109	120	25	100	- -	80	8-M5x0.8P	60	6-M8x1.25P	- -	45	114	M38x1.5P	28	60	25	46	15
701402	SH1036	11	120	136	25	115	- -	100	6-M5x0.8P	65	6-M10x1.5P	- -	48	126	M42x1.5P	36	68	32	46	15
701404	SH1246	12	126.5	155	30	130	- -	100	6-M6x1P	80	12-M10x1.5P	- -	65	134	M55x2P	46	76	36	46	15
701406	SH1552	12	136	190	30	170	- -	130	6-M6x1P	85	12-M10x1.5P	- -	70	145	M60x2P	52	87.5	36	46	15
701408	SH1875	17.5	154.5	215	35	190	- -	160	6-M6x1P	125	12-M10x1.5P	- -	95	162	M85x2P	75	101	36	46	15
701410	SH2091	21	168	240	35	215	- -	180	6-M6x1P	140	12-M12x1.75P	- -	110	183	M100x2P	91	110	36	46	15
701412	SH2511	27	191	310	45	275	- -	230	6-M6x1P	166	12-M16x2P	- -	140	218	M130x2P	117.5	135	40	46	15
701414	SH2816	22	201	345	45	298	305	260	6-M8x1.25P	- -	12-M12x1.75P	12-M16x2P	190	229	M175x3P	166.5	180	50	60	15

型号 MODEL	M	M1	N	N1	P	P1	Q	Q1	R1	S	S1	T	T1	U	U1	V max.	V min.	W max.	W1	W min.	X1
SH0928	34.6	34	44	53	59	4	64.8	4-M4x0.7P (PCD?76)	5	95	PT/4	105	4	159	137	9.05	-0.95	33.95	M34x1.5P	23.95	31.8
SH1036	44.6	38	55	64	73	6	80	4-M5x0.8P (PCD?88)	5	105	PT3/8	115	6	179	154	10	-5	39	M44x1.5P	24	42
SH1246	52.9	50	64	76	85	4	90	4-M5x0.8P (PCD?98)	6	116	PT1/2	115	6	184	172	10	-5	40	M52x1.5P	25	50
SH1552	59.6	55	73	85	96	4	102	4-M6x1P (PCD?110)	7	135	PT1/2	130	6	196	210	17	-5	47	M58x1.5P	25	56
SH1875	84.6	80	98	108	121	4	131	4-M6x1P (PCD?155)	7	164	PT1/2	160	4	230	235	20	-5	50	M84x2P	25	81
SH2091	99.6	95	108	120	138	4	147	4-M6x1P (PCD?165)	7	180	PT1/2	185	6	253	260	25	-5	55	M99x2P	25	96
SH2511	134.6	125	148	160	178	5	184	4-M6x1P (PCD?206)	7	230	PT1/2	210	7	304	302	24	-6	55	M134x2P	25	130
SH2816	185	171.5	210	224	244	5	250	6-M6x1P (PCD?275)	7	316	PT3/4	262.5	- -	308	- -	24	-6	65	M185x3P	35	180

型号 MODEL	Z	活塞行程 Piston Stroke (mm)	最高回转速 Max.Speed r.p.m (min-1)	活塞直径 Piston Dia (mm)	GD2 (kgm2)	流量 Oil Leakage Rate (l/min)	最高使用压力 Max. Pressure kgf/cm2 (Mpa)	活塞面积 Piston Area (cm2) 推力侧 Push Side	拉力侧 Push Side	最大推（拉）力 Max. Operating Force 推力侧 Push Side kgf	(KN)	拉力侧 Pull Side kgf	(KN)	净重 Weight (kg)	单价 Price
SH0928	5	10	8000	90	0.008	3.0	40 (3.9)	54	47.5	2000	(19.6)	1750	(17.2)		
SH1036	5	15	8000	105	0.012	3.0	40 (3.9)	70	68	2500	(24.5)	2400	(23.5)	9.0	5600
SH1246	5	15	7000	125	0.019	3.0	40 (3.9)	100	89	3700	(36.2)	3200	(31.3)	11.9	6300
SH1552	5	22	6200	155	0.053	3.9	40 (3.9)	160	150	5900	(57.8)	5500	(53.9)	17.3	7300
SH1875	5	25	4700	180	0.096	4.2	40 (3.9)	198	183	7200	(70.5)	6700	(65.6)	26.4	8500
SH2091	5	30	3800	205	0.16	4.5	40 (3.9)	252	235	9200	(90.1)	8600	(84.3)	37.1	
SH2511	6	30	2800	250	0.5	7.0	40 (3.9)	348	336	12400	(121.5)	12000	(117.6)	63.0	
SH2816	6	30	2000	280	3.5	8.4	40 (3.9)	346	332	12200	(119.6)	11800	(115.7)	- -	

后拉式油压夹头
Pull back power chucks

后拉式油压夹头作径向夹持同时强力后拉，工件不会上浮，适用于铸件及锻件的加工。

1. 后拉式夹持将工件紧贴在基准面上，使夹持稳固，适用于重切削。
2. 圆柱滑动结构，可长期使用，并确保重复夹持的优异精度。
3. 准确的自定中心及强力夹持工件不上浮特性，要求长度精准的加工适宜。
4. 可采用到位侦测，配合自动化系统。

尺寸图 >> Dimensions

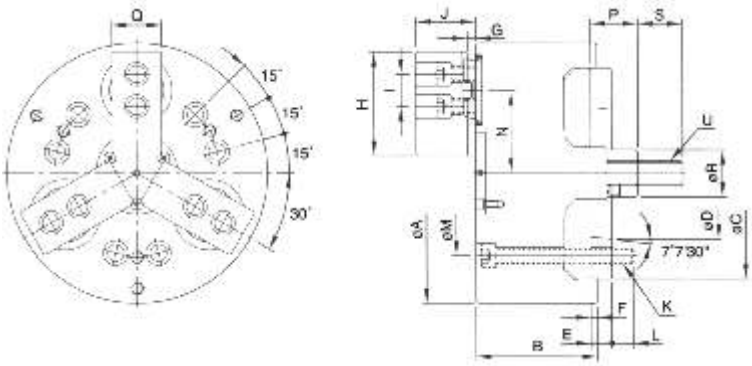

Pull back feature for radial gripping will lead to almost no work piece lifting displacement; CHANDOX Pull back power chucks are ideal for machining casting and forging parts;

1. By pressing the gripped work piece to the surface, CHANDOX Pull back power chucks are suitable for heavy machining.
2. Chuck actuators with cylindrical structure are durable and ensures high gripping repeatability.
3. Accurate self-centering and pull back features are adequate for precise length control machining requirements.
4. Optional components are selected for detecting the right position on an automated loading machine.

规格表 >> Specifications

产品编码 Order number	型号 MODEL	A	B	C	D	E	F	G max.	G min.	H	J max.	J min.
701700	SPL-06	169	83	140	82.563	15	5	15	5	70	46	36
701702	SPL-08	210	97	170	106.375	17	5	16.5	6.5	84	57	47
701704	SPL-10	254	110	220	139.719	18	5	22	6	100	68	52
701706	SPL-12	304	125	220	139.719	18	5	21.5	5.5	120	72.5	56.5

型号 MODEL	I	K	L	M	N max.	N min.	P max.	P min.	Q	R
SPL-06		6-M10x1.5P	14	104.8	56.65	54	33	23	35	32
SPL-08	26	6-M12x1.75P	17	133.4	69.65	67	38	28	40	38
SPL-10	32	6-M16x2P	24	171.4	87.8	82	48	32	50	50
SPL-12	36	6-M16x2P	20	171.4	102.8	97	47	31	60	52

型号 MODEL	S	U	柱塞行程 Plunger stroke (mm)	爪行程（直径） Jaw stroke [Diameter] (mm)	最高回转速 Max.Speed r.p.m (min-1)	最大拉力 Max.Pull Force kgf (KN)
SPL-06	36	M16x2P	10	5.3	3500	1326 (13)
SPL-08	36	M20x2.5P	10	5.3	3000	2142 (21)
SPL-10	46	M24x3P	16	11.6	2500	3060 (30)
SPL-12	50	M27x3P	16	11.6	2000	4386 (43)

型号 MODEL	最大静夹持力 Max. gripping Force kgf (KN)	最大设定油压压力 Max. yldr. kgf/cm² (Mpa)	净重 Weight (kg)	搭配油压缸型号 Matching Cylinder	夹持范围 Gripping Pange	单价 Price
SPL-06	2958 (29)	22 (2.2)	13.8 (2	J-Y1020	Ø35~Ø160	
SPL-08	4896 (48)	22 (2.2)	27.8 (2	J-Y1225	Ø40~Ø210	
SPL-10	4998 (49)	30 (3.9)	45.9 (2	J-Y1225	Ø50~Ø254	
SPL-12	7242 (71)	30 (3.9)	75.7 (2	J-Y1530	Ø50~Ø304	

中空卡盘
中空油缸
后拉夹盘
中实卡盘
中实油缸
气动卡盘
超薄夹头
手动卡盘
轮毂夹盘
卡盘配件
生爪硬爪
连接盘
拉料器
刀座
刀套
延长杆
顶尖
虎钳
分度盘
磨床工具
磁盘
万力
线割
表架
工具
车床卡盘
铣床虎钳
磨床磁盘
线割配件
机械工具

二爪中实油压夹头
2-JAW Solid Power Chucks

尺寸图 >> Dimensions

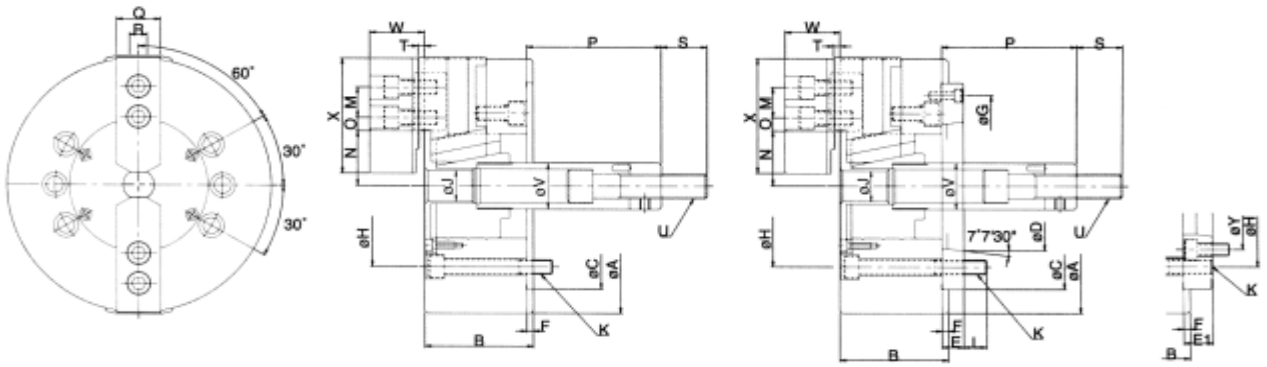

规格表 >> Specifications

产品编码 Order number	型号 MODEL	主轴鼻端番号 Nose No. of Spindle	A	B	C (h6)	D	E	E1	F	G	H	J
702100	JNL-06	A2-5	165	74	140	82.563	15	--	5	116	104.8	21
702102	JNL-08	A2-6(A2-5)	210	85	170	106.375	17	23	5	150	133.4	25
702104	JNL-10	A2-8(A2-6)	254	89	220	139.719	18	28	5	190	171.4	34
702106	JNL-12	A2-8	304	106	220	139.719	18	--	6	190	171.4	34

型号 MODEL	K	L	M	N max.	N min.	O max.	O min.	P max.	P min.	Q	R	S
JNL-06	6-M10x1.5P	14	20	37.8	33.25	15.1	9.1	101.5	81.5	31	12	36
JNL-08	6-M12x1.75P	18	25	46.3	41.9	22.1	10.1	127	106	35	14	36
JNL-10	6-M16x2P	25	30	51.4	47	30.6	9.6	158	133	40	16	36
JNL-12	6-M16x2P	25	30	60.7	55.45	48.6	12.6	163	133	50	18	36

型号 MODEL	T	U	V	W	X	Y	柱塞行程 Plunger stroke (mm)	爪行程（直径） Jaw stroke [Diameter] (mm)	最高回转速 Max.Speed r.p.m (min-1)
JNL-06	4	M16x2P	34	39	73	--	20	8.5	5000
JNL-08	5	M20x2.5P	38	42	95	104.8	21	8.8	4000
JNL-10	5	M20x2.5P	45	46	110	133.4	25	8.8	3500
JNL-12	5	M20x2.5P	50	54	129	--	30	10.5	3000

型号 MODEL	最大拉力 Max. pull Force		最大静夹持力 Max. gripping Force		最大设定油压压力 Max. hydr.		净重 Weight (kg)	搭配油压缸型号 Matching Cylinder	夹持范围 Gripping Range	单价 Price
	kgf	(KN)	kgf	(KN)	kgf/cm2	(Mpa)				
JNL-06	1220	(12)	3460	(34)	17	(1.7)	11.1	J-Y1020(JL1020R)	?9~?165	8300
JNL-08	1630	(16)	4990	(49)	16	(1.6)	21.3	J-Y1225(JL1225R)	?12~?210	9000
JNL-10	1930	(19)	7140	(70)	19	(1.9)	32.6	J-Y1225(JL1225R)	?15~?254	12000
JNL-12	2750	(27)	10300	(101)	20	(2.0)	57.0	J-Y1530(JL1530R)	?20~?304	17300

三爪中实油压夹头
3-JAW 6Solid oPwer hUcks

尺寸图 >> Dimensions

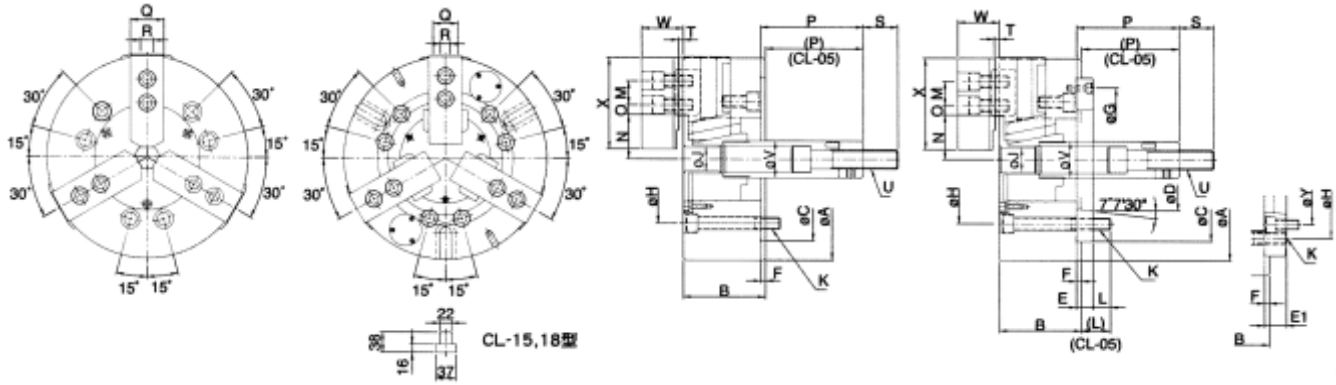

规格表 >> Specifications

产品编码 Order number	型号 MODEL	主轴鼻端番号 Nose No Spindle	A	B	C (h6)	D	E	E1	F	G	H	J	K	L	M
702200	JN-05	A2-4	135	55	80	63.513	--	--	7	--	100	--	3-M8x1.25P	14	14
702202	JN-06	A2-5	165	74	140	82.563	15	--	5	116	104.8	21	6-M10x1.5P	14	20
702204	JN-08	A2-6(A2-5)	210	85	170	106.375	17	23	5	150	133.4	25	6-M12x1.75P	18	25
702206	JN-10	A2-8(A2-6)	254	89	220	139.719	18	28	5	190	171.4	34	6-M16x2P	25	30
702208	JN-12	A2-8	304	106	220	139.719	18	--	6	190	171.4	34	6-M16x2P	25	30
702210	JN-15	A2-11	381	114	300	196.869	22	--	6	260	235	--	6-M20x2.5P	32	43
702212	JN-18	A2-11	450	114	300	196.869	22	--	6	260	235	--	6-M20x2.5P	32	43

型号 MODEL	N max.	N min.	O max.	O min.	P max.	P min.	Q	R	S	T	U	V	W	X	Y
JN-05	30.4	27.2	17.1	9.6	9	-6	25	10	35	2	M12x1.75P	28	31	62	--
JN-06	37.8	33.25	15.1	9.1	101.5	81.5	31	12	36	4	M16x2P	34	39	73	--
JN-08	46.3	41.9	22.1	10.1	127	106	35	14	36	5	M20x2.5P	38	42	95	104.8
JN-10	51.4	47	30.6	9.6	158	133	40	16	36	5	M20x2.5P	45	46	110	133.4
JN-12	60.7	55.45	48.6	12.6	163	133	50	18	36	5	M20x2.5P	50	54	129	--
JN-15	69.05	60.97	58.05	40.05	104	69	62	25.5	55	7	M30x3.5P	60	68	165	--
JN-18	99.46	91.38	58.05	40.05	92	57	62	25.5	55	7	M30x3.5P	60	68	165	--

型号 MODEL	柱塞行程 Plunger stroke (mm)	爪行程(直径) Jaw stroke [Diameter] (mm)	最高回转速 Max. speed r.p.m (min-1)	最大拉力 Max. pull force kgf	(KN)	最大静夹力油压压力 Max. cylinr Pressure kgf/cm2	(Mpa)	最大设定油压压力 Max. cylinr Pressure kgf/cm2	(Mpa)	净重 Weight (kg)	搭配油压缸型号 Matching cylinder	夹持范围 Gripping range	单价 Price
JN-05	15	6.4	5500	800	(7.8)	25	(2.5)	25	(2.5)	6	J-Y0815	?8~?135	7400
JN-06	20	8.5	5000	1730	(17)	25	(2.5)	25	(2.5)	11.4	J-Y1020(JL1020R)	?18~?165	8000
JN-08	21	8.8	4600	2440	(24)	25	(2.5)	25	(2.5)	21.9	J-Y1225(JL1225R)	?12~?210	9000
JN-10	25	8.8	4000	2850	(28)	29	(2.8)	29	(2.8)	33.4	J-Y1225(JL1225R)	?16~?254	12600
JN-12	30	10.5	3200	4080	(40)	29	(2.8)	29	(2.8)	58.5	J-Y1530(JL1530R)	?18~?304	17300
JN-15	35	16	3000	8260	(81)	32	(3.1)	32	(3.1)	100.6	J-Y2035(JL2035R)	?68~?381	
JN-18	35	16	2700	8260	(81)	32	(3.1)	32	(3.1)	134.3	J-Y2035(JL2035R)	?100~?450	

中空卡盘
中空油缸
后拉夹盘
中实卡盘
中实油缸
气动卡盘
超薄夹头
手动卡盘
轮毂夹盘
卡盘配件
生爪硬爪
连接盘
拉料器
刀座
刀套
延长杆
顶尖
虎钳
分度盘
磨床工具
磁盘
万力
线割
表架
工具
车床卡盘
铣床虎钳
磨床磁盘
线割配件
机械工具

中实油压回转缸
Solid rotary hydraulic cylinder

尺寸图 >> Dimensions

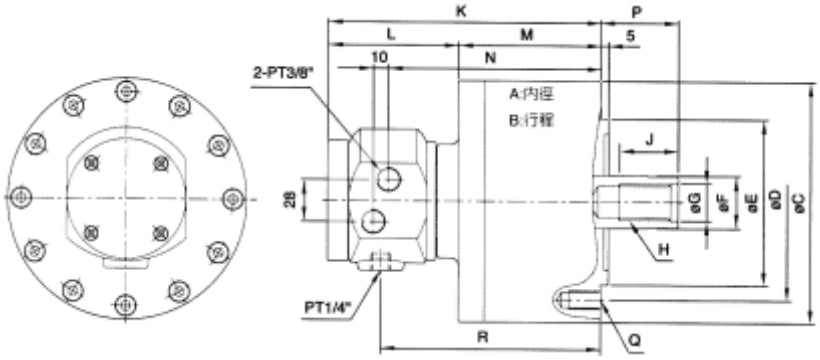

规格表 >> Specifications

产品编码 Order number	型号 MODEL	A	B	C	D	E(h7)	F	G (H8)	H	J	K	L
702300	J-Y0815	75	15	115	90	65	30	21	M20×2 5P	35	137	72
702302	J-Y1020	105	20	135	100	80	30	21	M20×2 5P	35	155	72
702304	J-Y1225	125	25	160	130	110	35	25	M24×3P	45	163	72
702306	J-Y1530	150	30	190	130	110	45	31	M30×3 5P	45	173	72
702308	J-Y2035	200	35	245	145	120	55	37	M36×4P	60	191.5	72

型号 MODEL	M	N	P max.	P min	Q	R	活塞行程 Piston Stroke (mm)	最高回转速 Max.Speed r.p.m.（min）
J-Y0815	65	97	46	31	6 -M8×1 25P	102	15	6000
J-Y1020	83	115	45	25	6 -M10×1 5P	120	20	5500
J-Y1225	91	123	51	26	6 -M12×1 75P	128	25	5500
J-Y1530	101	133	56	26	12 -M12×1 75P	138	30	4000
J-Y2035	119.5	151.5	69	34	12 -M16×2P	156 5	35	4000

型号 MODEL	GD2 (kg.m²)	流量 Oil Leakage Rate (ℓ/min)	最高使用压力 Max.Pressure kgf/cm2	Mpa	活塞面积 Piston Area(cm2) 推力侧 Push Side	拉力侧 Pull Side	最大推（拉）力 Max.Operating Force kgf	(KN)	净重 Weight (kg)	单价 Price
J-Y0815	0.01	0.8	40	(3.9)	43.5	36.5	1600	(15.7)	4.2	1850
J-Y1020	0.04	0.8	40	(3.9)	85.5	78.5	3200	(31.4)	5.9	2150
J-Y1225	0.09	0.8	40	(3.9)	121.5	112	4600	(43.7)	8.1	2500
J-Y1530	0.19	0.8	40	(3.9)	175.5	159.5	6500	(63.7)	11.9	2500
J-Y2035	0.39	0.8	40	(3.9)	312.5	288.5	11800	(115.6)	21.4	3300

中实油压回转缸（附止逆装置）
Solid rotary hydraulic cylinder (Built-in check valve)

1. 超薄回转阀体
缩短外形长度，可以减少机械组装的干涉及重量负担。
2. 安全构造
内藏止回阀设计，于突发之压降时仍可保持推力。

尺寸图 >> Dimensions

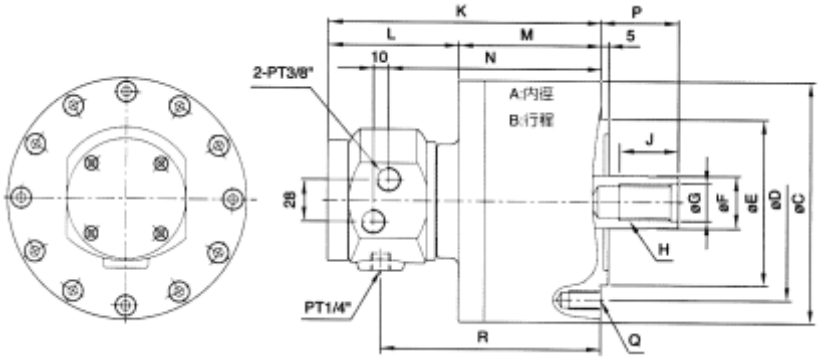

1. Super thin structure:
Super thin under structure reduces the interference with machines and lowers the burden for machines
2. Built-in check valve:
With built-in "check valve", work pieces are effectively prevented from flying out during burst failure for pressure.

规格表 >> Specifications

产品编码 Order number	型号 MODEL	A	B	C	D	E (h7)	F	G (H8)	H	J	K	L
702400	JL1020R	105	20	135	100	80	30	21	M20x2.5P	35	172	86
702402	JL1225R	125	25	160	130	110	35	25	M24x3P	45	180	86
702404	JL1530R	150	30	190	130	110	45	31	M30x3.5P	45	189	84
702406	JL2035R	200	35	245	145	120	55	37	M36x4P	60	206.5	83

型号 MODEL	M	N	P max.	P min.	Q	R	活塞行程 Piston stroke (mm)	最高回转速 Max. speed r.p.m (min-1)
JL1020R	86	132	45	25	6-M10x1.5P	137	20	6000
JL1225R	94	140	51	26	6-M12x1.75P	145	25	6000
JL1530R	105	149	56	26	12-M12x1.75P	154	30	5500
JL2035R	123.5	166.5	69	34	12-M16x2P	171.5	35	5500

型号 MODEL	GD2 (kgm2)	流量 Oil leakage rate (l/min)	最高使用压力 Max.Pressure		活塞面积 Piston area (cm2)		最大推力 Max.Push force		净重 Weight (kg)	单价 Price
			kgf/cm2	(Mpa)	推力侧 Push side	拉力侧 Pull side	kgf	(Kn)		
JL1020R	0.013	0.8	40	(3.9)	86	79	3200	(31.4)	6.6	
JL1225R	0.023	0.8	40	(3.9)	122	113	4600	(45.1)	8.8	
JL1530R	0.048	0.8	40	(3.9)	176	160	6500	(63.7)	12.8	
JL2035R	0.098	0.8	40	(3.9)	314	290	11800	(115.6)	22.5	

中空卡盘
中空油缸
后拉夹盘
中实卡盘
中实油缸
气动卡盘
超薄夹头
手动卡盘
轮毂夹盘
卡盘配件
生爪
硬爪
连接盘
拉料器
刀座
刀套
延长杆
顶尖
虎钳
分度盘
磨床工具
磁盘
万力
线割
表架
工具
车床卡盘
铣床虎钳
磨床磁盘
线割配件
机械工具

两轴自动求心气压夹盘
2ACTUATING AXES SELF-CENTERING SOLID AIR CHUCK FIXTURES

两轴自动求心气压夹盘专供中心机及各式工作台面的加工而设计，在X Y两轴间同时夹持任何具形工件具快速自定工件中心之功能。具3大特色：

1．气缸防锈处理：在潮湿及工作环境较差的情况，气缸内部经防锈处理，不会生锈或卡死。
2．防尘装置：在工作台上的钻洗工作，切屑及冷却液不易进入夹盘内部，确保夹盘的使用寿命及精度。
3．多爪夹持，自定中心：有别于虎钳的单一轴向夹持，两轴自动心气压夹盘分别在X Y两轴向分割成两组夹持动作，切同时自定工件中心，能快速准确的固定工件，在任意轴向洗削均能达稳固的效果。

2 actuating axes self -centering solid air chuck fixtures is great for machining center .Two pairs of jaws clamp one after another to assure a workpiece to be locked completely .

1 Rust -proof for Pneumatic Cylinder：
Inside wall of cylinder being rustproof treated; cylinder can work under wet or high moisture ciroumstances without rusty or seized trouble .

2 Dusts -proof and Waterproot：
Dust -proof and Waterproof structure prevents work -chips and coolant water from entering into inside of chuck cylinder to maintain its accuracy and lead to longer service life .

3 4 -jaw Clamping and Self -centering：
4 -jaw clamping are steadier for machining .Two pairs of jaws are moved independently to assure

尺寸图 >> Dimensions

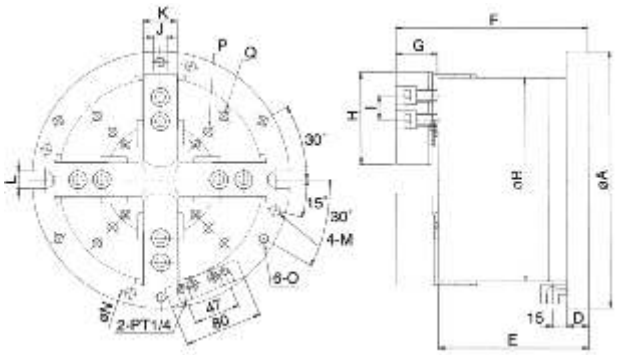

应用实例 >> Operation Example

快速，准确，自动化
Speed ,Accurate ,Automatic

两段分割夹持，自定中心
4 -jaws clamping and self -center



（活塞A夹持）Piston"A"Ciamping



（活塞B夹持）Piston"B"Ciamping

规格表 >> Specifications

产品编码 Order number	型号 MODEL	A	B	D	E	F	G	H	I	J	K	L	M	N
703100	JM A -06	224	175	20	130	170	40	73	20	12	31	18	11	O202
703102	JM A -08	265	210	22	154	196	42	95	25	14	35	18	11	O243
703104	JM A -10	315	250	25	176	222	46	110	30	16	40	18	13	O285

型号 MODEL	O	P	Q	A活塞面积Piston Area(cm2) 推力侧 Push Side	拉力侧 Pull Side
JM A -06	M 10× 1.5P (PCD ? 202)	4-M 8× 1.25P (PCD ? 124)	4-M 8× 1.25P (PCDO 156)	127	108
JM A -08	M 10× 1.5P (PCD ? 243)	4-M 10× 1.5P (PCD ? 140)	4-M 10× 1.5P (PCD ? 186)	184	157
JM A -10	M 12× 1.75P (PCD ? 285)	4-M 10× 1.5P (PCD ? 176)	4-M 10× 1.5P (PCDO 224)	270	239

型号 MODEL	B活塞面积Piston Area(cm2) 推力侧 Push Side	拉力侧 Pull Side	柱塞行程 Plunger trake (mm)	爪行程（直径） Jaw trake [Diameter] (mm)	空压夹持力 Gripping Force At Air Pressure 7kgf /cm² (0.37Mpa) kgf	(KN)	净重 Weight (kg)	夹持范围 Gripping Pange	单价 Price
JM A -06	122	117	12	5.5	4500	(44)	24.8	O 25~? 175	
JM A -08	176	169	16	7.4	6400	(63)	41.3	O 30~? 210	
JM A -10	254	241	19	8.8	95	(93)	65.6	O 35~? 250	

内藏式中空（气）油压二爪 / 三爪夹盘

2/3-JAW Hollow Power hock ixtures

内藏式中空油压夹盘适用于工作台面的钻、铣加工而设计。

1. 气缸防锈处理：在潮湿及工作环境较差的情况，气缸内部经防锈处理，不会生锈或卡死。
2. 防尘装置：在工作台上的钻铣工作、切屑及冷却液不易进入夹盘内部，确保夹盘的使用寿命及精度。
3. 内藏式油缸特性：把油缸直接装置于夹头内部，更能确保连结的稳定性、提高夹持力，适用于重切及夹持精度的保持，倍增机械效益。

with ubilt-in ypte ylinder,it s deial or f machining pplication no owking attle.

1.Rust-proof orf ylinder:
being ustproof reated; ylinder anc owk nder ew r oigh moisture ircumstances ithout usty roeized rotible.

2.Dusts-proof nd aterproof:
structure revents orkwchips nd oolant ater rom retering nto nsidle fohuck ylinder o tmaintain ts i cauracy nd eald o tonlger ervice ifel.

3.Benefit f ouBt-in ylinder:
he Tylinder s onnected o thuck tself inectly or lbtaining ebtter tability,less pace,and igher achining fficiency

尺寸图 >> Dimensions

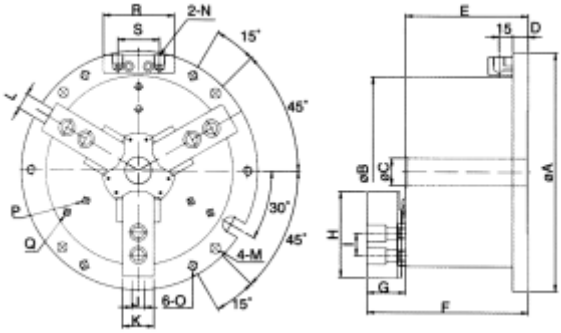

应用实例 >> Operation xample

气压切换阀连接式 / 特殊附件
Examples fottaching Pneumatic anual Switch/Optional cessories

外接气压手动切换阀
Split ypte ahd ontrol alve

气压手动切换阀
Adherent ypte ahd ontrol alve

二爪规格表 >> 2-JAW Specifications

订购编码 Order umber	型号 MODEL	A	B	C	D	E	F	G	H	I	J	K	L	M	N	O	P	R	S
703200	JMOT-04	155	115	--	15	77.5	103.5	26	49.5	14	10	23	13	?9(PCD?135)	PT1/8	M8x1.25P		64	47
703202	JMOT-05	185	135	--	15	95	128	33	62	14	10	25	13	?9(PCD?165)	PT1/4	M8x1.25P	3-M8x1.25P(PCD?100)	80	47
703204	JMOT-06	224	169	25	16	118	158	40	73	20	12	31	18	?11(PCD?202)	PT1/4	M10x1.5P	3-M8x1.25P(PCD?134)	80	47
703206	JMOT-08	265	210	30	20	138	180	42	95	25	14	35	18	?11(PCD?243)	PT1/4	M10x1.5P	3-M10x1.5P(PCD?136)	80	47
703208	JMOT-10	315	254	52	23	150	196	46	110	30	16	40	18	?13(PCD?285)	PT1/4	M12x1.75P	3-M12x1.75P(PCD?170)	80	47

型号 MODEL	Q	活塞面积 Piston Area (cm2)	柱塞行程 Plunger Stoke (mm)	爪行程（直径） Jaw tsoke (Diameter) (mm)	最大静夹持务 Max.Gripping Rorce kgf	(KN)	最大设定油压压力 Max. yelr. Rressure kgf/cm2	(Mpa)	空压夹持力 Gripping orce At irA rPssre 7kgf/cm2 (0.7Mpa) kgf	(KN)	净重 Weight (kg)	夹持范围 Gripping Range	单价 Price
JMOT-04	--	57	9	3.8	1900	(18.6)	12	(1.2)	1100	(10.8)	6.9	?9~?115	
JMOT-05	--	74	10	5.4	2620	(25.6)	16	(1.6)	1300	(12.7)	11.2	?12~?135	
JMOT-06	--	97	12	5.5	4030	(39.5)	16	(1.6)	2000	(19.6)	21.0	?15~?169	
JMOT-08	3-M10x1.5P(PCD?186)	156	16	7.4	6480	(63.5)	16	(1.6)	3300	(32.3)	36.8	?20~?210	
JMOT-10	3-M12x1.75P(PCD?230)	235	19	8.8	9760	(95.6)	16	(1.6)	4800	(47.0)	56.4	?33~?254	

三爪规格表 >>3-JAW Specifications

订购编码 Order umber	型号 MODEL	A	B	C	D	E	F	G	H	I	J	K	L	M	N	O	P	R	S
703300	JMO-04	157	115	--	15	77.5	104	26	49.5	14	10	23	13	?9(PCD?135)	PT1/8	M8x1.25P		64	47
703302	JMO-05	185	135	--	15	95	128	33	62	14	10	25	13	?9(PCD?165)	PT1/4	M8x1.25P	3-M8x1.25P(PCD?100)	80	47
703304	JMO-06	224	169	25	16	118	158	40	73	20	12	31	18	?11(PCD?202)	PT1/4	M10x1.5P	3-M8x1.25P(PCD?134)	80	47
703306	JMO-08	265	210	30	20	138	180	42	95	25	14	35	18	?11(PCD?243)	PT1/4	M10x1.5P	3-M10x1.5P(PCD?136)	80	47
703308	JMO-10	315	254	52	23	150	196	46	110	30	16	40	18	?13(PCD?285)	PT1/4	M12x1.75P	3-M12x1.75P(PCD?170)	80	47
703310	JMO-12	375	304	80	23	165	219	54	129	30	21	50	18	?17(PCD?340)	PT3/8	M16x2P	3-M12x1.75P(PCD?200)	80	55

型号 MODEL	Q	活塞面积 Piston Area (cm2)	柱塞行程 Plunger Stoke (mm)	爪行程（直径） Jaw tsoke (Diameter) (mm)	最大静夹持务 Max.Gripping Rorce kgf	(KN)	最大设定油压压力 Max. yelr. Rressure kgf/cm2	(Mpa)	空压夹持力 Gripping orce At irA rPssre 7kgf/cm2 (0.7Mpa) kgf	(KN)	净重 Weight (kg)	夹持范围 Gripping Range	单价 Price
JMO-04	--	57	9	3.8	2400	(23.5)	15	(1.5)	1100	(10.8)	7.05	?9~?115	
JMO-05	--	74	10	5.4	3285	(32.2)	20	(2.0)	1300	(12.7)	11.2	?12~?135	
JMO-06	--	97	12	5.5	5040	(49.4)	20	(2.0)	2000	(19.6)	21.0	?15~?169	
JMO-08	3-M10x1.5P(PCD?186)	156	16	7.4	8100	(79.4)	20	(2.0)	3300	(32.3)	36.8	?20~?210	
JMO-10	3-M12x1.75P(PCD?230)	235	19	8.8	12210	(119.7)	20	(2.0)	4800	(47.0)	56.4	?33~?254	
JMO-12	3-M12x1.75P(PCD?260)	292	23	10.6	14500	(142.1)	20	(2.0)	5100	(50.0)	88.5	?40~?304	

中空卡盘
中空油缸
后拉夹盘
中实卡盘
中实油缸
气动卡盘
超薄夹头
手动卡盘
轮毂夹盘
卡盘配件
生爪硬爪
连接盘
拉料器
刀座
刀套
延长杆
顶尖
虎钳
分度盘
磨床工具
磁盘
万力
线割
表架
工具
车床卡盘
铣床虎钳
磨床磁盘
线割配件
机械工具

内藏式超精密二爪气压夹盘
2-JAW SUPER PRECISION AIR CHUCK FIXTURES

1．预设治具孔及预留自动润滑管道：爪壳预设治具孔，有额外固定需要时须再追加加工；且预留自动润滑管道，可与自动润滑装置连接。
2．内藏式气缸：气缸与夹盘直接设计，确保作动及夹持的稳定性。
3．生爪精密定位：设有定位销使生爪在重复拆装时仍保持良好的定位精度。
4．超高精度夹持提高工作效率：夹持工件的同轴度及重复夹持精度可达μ级，简化操作，实现高效率的精密加工。

尺寸图 >> Dimensions

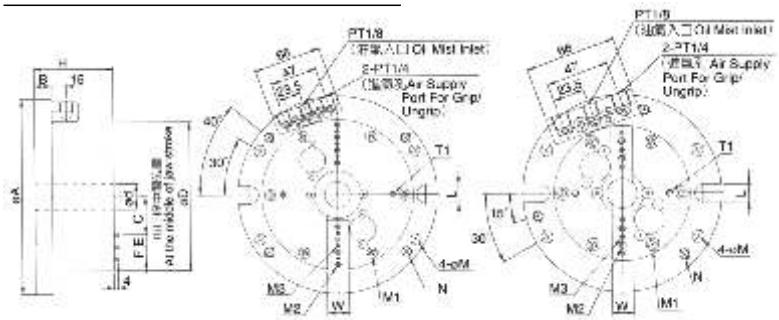

1.Pre-machined tapped holes and lubrication path:
There are tapped holes for fixing jigs, thus additional screw machining is not necessary, and pre-machined lubrications path can connect to auto-lubrication unit to lubricate the chuck automatically.
2 Built-in Cylinder：
Connect cylinder directly to the chuck for stable gripping.
3 Precise soft jaw positioning：
It's easy to remount soft jaw to the correct position with dowel pins on it.
4 High gripping precision brings better quality and efficiency.
Good coaxiality and repeatability of gripping are able to achieve the accuracy of degree machining processes can be simplified or shortened to make high precision machining with high efficiency come true.

规格表 >> Specifications

订购编码 Order number	型号 MODEL	A	B	C	D	d(h7)	E	F	H	W	L	M	M1	M2	M3
703400	JMTKL-04T	146	17	20.75	101.6	18	12.7	12.7	80	16	13	O09(PCD?130)	6-M5×0.8P(PCD?88.9)	4-M5×0.8P	6-?3.18
703402	JMTKL-06T	200	18	39.75	152.4	26	12.7	12.7	81	22	18	?11(PCD?180)	6-M6×1P(PCD?135.89)	8-M5×0.8P	6-?3.18

型号 MODEL	N	T1	爪 T.I.R Jaw T.I.R	爪行程（直径）Jaw stoke (Diameter) (mm)	重复夹持精度 Repeatability	空压夹持力 Gripping force At air 7kgf/cm² Pressure (0.7Mpa) kgf (KN)	净重 Weight (kg)	单价 Price
JMTKL-04T	3-M8×1.25P	2-M5×0.8P(PCDO70)	0.001	3	0.001	310 (3.1)	6	
JMTKL-06T	4-M10×1.5P	2-M6×1P(PCDO110)	0.001	3	0.001	790 (7.8)	12.6	

内藏式超精密三爪气压夹盘
3-JAW SUPER PRECISION AIR CHUCK FIXTURES

尺寸图 >> Dimensions

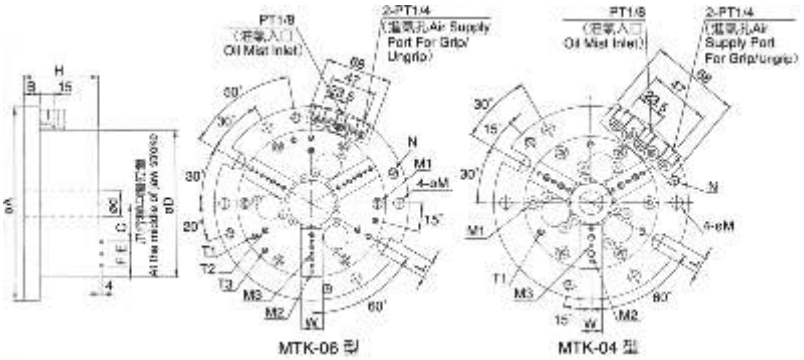

外接气压手动切换阀
Split type hand control valve

本产品精密度可达μ级
This product reaches the repeatability of" μ degree"

应用实例 >> Operation Example

气压切换阀连接方式 / 特殊附件
Examples of Attaching Pneumatic Manual Switch
/Optional Accessories

订购编码 Order number	型号 MODEL	A	B	C	D	d(h7)	E	F	H	W	L	M	M1	M2	M3	N
703500	JMTK-04T	148	17	20.75	101.6	18	12.7	12.7	80	16	13	O09(PCD?130)	6-M5×0.8P(PCD?88.9)	6-M5×0.8P	9-?3.18	3-M8×1.25P
703502	JMTK-06T	200	18	39.75	152.4	26	12.7	12.7	81	22	18	?11(PCD?180)	6-M6×1P(PCD?135.89)	12-M5×0.8P	9-?3.18	4-M10×1.5P

型号 MODEL	T1	T2	T3	爪 T.I.R Jaw T.I.R	爪行程（直径）Jaw stoke (Diameter) mm	重复夹持精度 Repeatability	空压夹持力 Gripping force At air 7kgf/cm² Pressure (0.7Mpa) kgf (KN)	净重 Weight (kg)	单价 Price
JMTK-04T	3-M5×0.8P(PCDO88.9)			0.001	3	0.001	310 (3.1)	6.2	
JMTK-06T	3-M6×1P(PCDO135.89)	3-M6×1P(PCDO110)	3-M6×1P(PCDO135.89)	0.001	3	0.001	790 (7.8)	13	

二爪超精密气压夹头
2-JAW SUPER PRECISION AIR CHUCK

1．预设治具孔及预留自动润滑管道：爪壳预设治具孔，有额外固定需要时须再追加加工；且预留自动润滑管道，可与自动润滑装置连接。
2．内藏式气缸：气缸与夹盘直接设计，确保作动及夹持的稳定性。
3．生爪精密定位：设有定位销使生爪在重复拆装时仍保持良好的定位精度。
4．超高精度夹持提高工作效率：夹持工件的同轴度及重复夹持精度可达μ级，简化操作，实现高效率的精密加工。

应用实例 >> Operation example

尺寸图 >> Dimensions

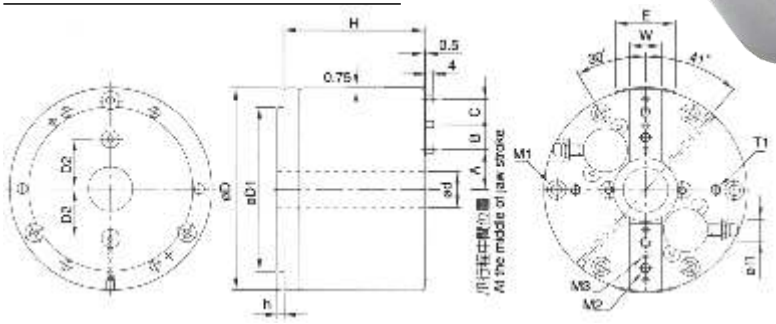

1.Pre-machined tapped holes and lubrication path:
There are tapped holes for fixing jigs, thus, additional screw machining is not necessary, and pre-machined lubrications path can connect to auto-lubrication unit to lubricate the chuck automatically.
2 Built-in Cylinder：
Connect cylinder directly to the chuck for stable gripping.
3 Precise soft jaw positioning：
It's easy to remount soft jaw to the correct position with dowel pins on it.
4 High gripping precision brings better quality and efficiency.
Good coaxiality and repeatability of gripping are able to achieve the accuracy of μ degree machining processes can be simplified or shortened to make high precision machining with high efficiency come true.

规格表 >> Specifications

订购编码 Order number	型号 MODEL	A	B	C	D	E	D1	d H7	D2	H	h	M1	M2
703600	JTKL-04T	20.75	12.7	12.7	101.6	30	82.55	18	25	70.3	3.2	6-M5×0.8P (PCD ?88.9)	4-M5×0.8P
703602	JTKL-06T	39.75	12.7	12.7	152.4	40	124.97	26	34.5	70.3	3.2	6-M6×1P (PCD ?135.89)	8-M5×0.8P
703604	JTKL-08T	65.75	25.4	-	203.2	45	167.64	50	50	99.5	7.0	6-M10×1.5P (PCD ?182.88)	4-M10×1.5P

型号 MODEL	M3	W	T1	爪行程（直径） Jaw stroke (Diameter) mm	重复夹持精度 Repeatability	空压夹持力 Gripping force At air Pressure 7kgf/cm² (0.7Mpa) kgf (KN)	最高回转速 Max. speed r.p.m (min⁻¹)	净重 Weight (kg)	单价 Price
JTKL-04T	6-?3.18	16	2-M5×0.8P (PCD 70)	0.001	3	0.001	310 (3.1)	3500	4.2
JTKL-06T	6-?3.18	22	2-M6×1P (PCD 110)	0.001	3	0.001	790 (7.8)	3500	9.5
JTKL-08T	4-?6.36	25	2-M8×1.25P (PCD 150)	0.001	3	0.001	1450 (14.3)	3000	25.1

三爪超精密气压夹盘
3-JAW SUPER PRECISION AIR CHUCK

应用实例 >> Operation example

尺寸图 >> Dimensions

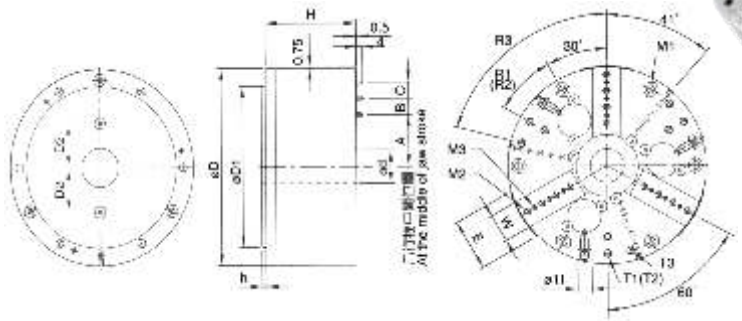

本产品精密度可达μ级
This product reaches the repeatability of" μ degree"

订购编码 Order number	型号 MODEL	A	B	C	D	E	D1	d H7	D2	H	h	W	M1	M2	M3	T1
703700	JTK-04T	20.75	12.7	12.7	101.6	30	82.55	18	25	70.3	3.2	16	6-M5×0.8P (PCD ?88.9)	4-M5×0.8P	6-?3.18	3-M5×0.8P (PCD 88.9)
703702	JTK-06T	39.75	12.7	12.7	152.4	40	124.97	26	34.5	70.3	3.2	22	6-M6×1P (PCD ?135.89)	8-M5×0.8P	6-?3.18	3-M6×1P (PCD 135.89)
703704	JTK-08T	65.75	25.4	-	203.2	45	167.64	50	50	99.5	7.0	25	6-M10×1.5P (PCD ?182.88)	4-M10×1.5P	4-?6.36	3-M8×1.25P (PCD 88)

型号 MODEL	T2	T3	R1	2R	3R	爪行程（直径） Jaw stroke (Diameter) (mm)	重复夹持精度 Repeatability	空压夹持力 Gripping force At air Pressure 7kgf/cm² (0.7Mpa) kgf (KN)	最高回转速 Max. speed r.p.m (min⁻¹)	净重 Weight (kg)	单价 Price
JTK-04T			0°3			0.001	3	0.001	310 (3.1)	4500	4.4
JTK-06T	3-M6×1P (PCD 110)	3-M6×1P (PCD 135.89)	0°3	0°3	5°4	0.001	3	0.001	790 (7.8)	4500	9.8
JTK-08T	3-M8×1.25P (PCD 150)	3-M8×1.25P (PCD 150)	0°3	0°3	0°3	0.001	3	0.001	1450 (14.3)	4000	26.3

中空卡盘
中空油缸
后拉夹盘
中实卡盘
中实油缸
气动卡盘
超薄夹头
手动卡盘
轮毂夹盘
卡盘配件
生爪硬爪
连接盘
拉料器
刀座
刀套
延长杆
顶尖
虎钳
分度盘
磨床工具
磁盘
万力
线割表架
工具
车床卡盘
铣床虎钳
磨床磁盘
线割配件
机械工具

三爪气压夹盘
3-JAW AR HCUCK IXFTURES

尺寸图 >> Dimensions

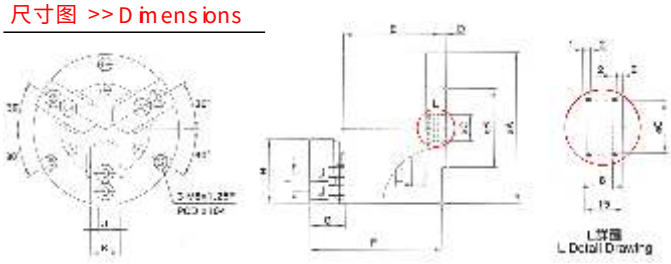

分度盘适用范例
Operation Example for rotary table



CNC车床适用范例
Operation Example for CNC Lathe

规格表 >> Specifications

订购编码 Order Number	型号 MODEL	A	B	C	D	E	F	G	H	I	J	K	活塞面积 Piston Area (cm²)	柱塞行程 Plunger Stroke (mm)	爪行程 (直径) Jaw Stroke (Diameter) (mm)	空压夹持力 Gripping Force At Air 7kgf/cm² Pressure (0.7Mpa) kgf (KN)	最高回转速 Max.Speed r.p.m (min-1)	夹持范围 Gripping Range	净重 Weight (kg)	单价 Price
703800	JMR-04	117	60	20	3.5	74	100.7	26.7	49.5	14	10	23	57	9	3.8	1100 (10.8)	3000	O10~O117	5.7	JMR-04

双气缸三爪气压夹盘 3-JAW AR HCUCK IXFTUES UBLIT-IN 2YLCNGERS

订购编码 Order Number	型号 MODEL	A	B	C	D	E	F	G	H	I	J	K	活塞面积 Piston Area (cm²)	柱塞行程 Plunger Stroke (mm)	爪行程 (直径) Jaw Stroke (Diameter) (mm)	空压夹持力 Gripping Force At Air 7kgf/cm² Pressure (0.7Mpa) kgf (KN)	最高回转速 Max.Speed r.p.m (min-1)	夹持范围 Gripping Range	净重 Weight (kg)	单价 Price
703850	JMR-04S	117	60	20	3.5	99.7	126.4	26.7	49.5	14	10	23	114	9	3.8	2200 (21.6)	4500	O10~O117	7.2	

回转式气压夹盘
Rotary iA hCck ixFtures

经切削加工适用 Suitable orighit utting
回转式气压夹盘适用于分度盘，具可随分度盘主轴旋转功能，动力夹持加工物作角度分割或旋转切削。
1. 气压防锈处理：在潮湿及工作环境较差的情况，气缸内部经防锈处理，会生锈或卡死。
2. 防尘装置：工作中的铁屑及切削液不易进入夹盘内部的缸室，确保夹盘使用寿命及精度保持。
3. 一体式的气缸：气缸与夹盘直接设计，确保夹盘的稳定性，更方便于组装操作。

It's deal or fiving routting ovrk iqces ytbounting het hock nondexing attle rootarytable. The istinctive eafure s hatt het hock otates itha het pindle fondexing attle rotary attle.
1.Rustproof reated ytinder:
he Tytinder ovw't etgusty nal eized ven n ient r igh oristure orkwing neironment.
2.Dust nch ater rqof over:
revent ental hips rooctant ronfi netering nsiide f hock ytinder o tamintain ts i cauracy nd aeald o tonlger ervice ifel.
3.Integral nepumatic ytinder.
onnect hock nal ublit-in ytinder o taeh tteer inelchly thus nables peration tability. orelover,it s iome onvenient orfnstallation nal peration insce het sae f lradv ulhe nal rawd abr rea ononlger ecessary.

尺寸图 >> Dimensions

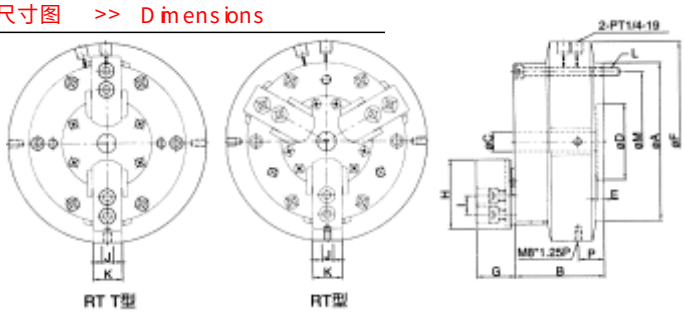

应用实例 >> Operation xlample



规格表 >> Specifications

订购编码 Order umber	型号 MODEL	A	B	C	D	E	F	G	H	I	J	K	L	M	P	通孔直径 (mm) Thru-Hole (Diameter)	活塞面积 (cm2) Piston rea
703900	JRT-05	140	85	16	60	6	180	33	62	14	10	25	6-M8x1.25P	?118	27	16	74
703902	JRT-06	170	96	20	80	7	210	40	73	20	12	31	6-M8x1.25P	?147	27	20	120
703904	JRT-08	215	112	30	110	8	250	42	95	25	14	35	6-M10x1.5P	?185	28	30	190
703906	JRT-10	255	120	43	140	8	290	46	110	30	16	40	6-M10x1.5P	?220	30.5	43	280
703908	JRT-05T	140	85	16	60	6	180	33	62	14	10	25	6-M8x1.25P	?118	27	16	74
703910	JRT-06T	170	93	20	80	7	210	40	73	20	12	31	6-M8x1.25P	?147	27	20	120

型号 MODEL	柱塞行程 (mm) Plunger trOke	爪行程（直径mm） Jaw tOke (Diameter)	最高转速 Max.Speed r.p.m (min-1)	最大设定压力 Max.Ressure kgf/cm2 (Mpa)	气压夹持力 Gripping orce At irA reSsure kgf/cm2 (0.7Mpa) kgf (KN)	夹持范围 GrippingRange	净重 (kg) Weight	单价 Price
JRT-05	10	4.6	51	7 (0.7)	1340 (13.1)	?4-?136	9.3	
JRT-06	13	5.5	41	7 (0.7)	2330 (22.8)	?25-?166	15.5	
JRT-08	16	6.8	33	7 (0.7)	3730 (36.5)	?33-?215	28.5	
JRT-10	19	8.0	26	7 (0.7)	5480 (53.7)	?43-?255	42.3	
JRT-05T	10	4.6	51	7 (0.7)	1340 (13.1)	?4-?136	9.0	
JRT-06T	13	5.5	41	7 (0.7)	2330 (22.8)	?25-?166	15.0	

强力型超薄型夹头 SUPER THIN CHUCK

强力超薄夹盘之特色：
1. 把手和盘面成30°角，旋转操作更便利。
2. 薄型设计，可增加横械加工之容许长度。
3. 外径成凸缘设计，装卸容易。
4. 强力型设计可共用生爪。

SUPER THIN CHUCKS
1. The handle with an angle of 30 degrees is much convenient for operations
2. The "super thin thickness" design of chuck increases the allowable distance" of machining operation.
3. Chuck large makes loading and unloading operations simpler and more convenient.
4. Hard jaws and soft jaws are both available.

尺寸图 >> Dimensions

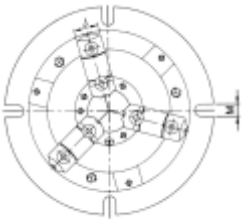

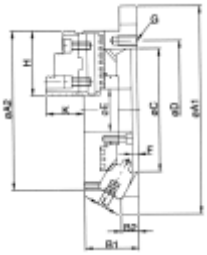

单价 Price

Unit mm

Order NO	Model	A1	A2	B1	B2	C	D	E	F	G	H	J	K	L	M	重量 (kg)	外径把握 O.D.Clamping (mm)	内径把握 I.D.Clamping (mm)	单价 Price
704100	NBK06	220	170	58	18	130	147	45	6	3-M10×1.5P	68	26	40	10	13	10.6	φ8～φ160	φ48～φ150	
704102	NBK08	270	210	65	20	155	172	60	6	3-M10×1.5P	82	28	43	11	13	18.1	Ø11～φ200	φ62～φ190	
704104	NBK10	315	255	73	20	190	210	80	6	3-M12×1.75P	93	32	52	12	16	27.9	Ø12～φ250	φ72～φ240	
704106	NBK12	370	305	80	22	250	285	105	5	3-M12×1.75P	118	40	59	14	18	42.9	φ15～φ300	Ø86～φ290	

方型超薄夹头 SUPER THIN SQUARE CHUCK

MC附硬爪
1. MC均为定寸研磨方式；任何相同规格之型夹盘W、X、Y、Z各点之高度公差为0.05MM内。
2. MC规格均可替换生爪，作不规则形状之加工，替代以中心机大量模治具，更经济、方便。
3. 硬爪重复夹持之精度公差为0.02MM内。
4. 硬爪平行校正后，硬爪夹持之平行公差为0.05MM内。

MC SQUARE CHUCKS
1. MC chucks are precisely ground, the tolerances of W, X, Y, Z among chucks are within .05mm.
2. Soft jaws are designed alternatively for machining special shaped work pieces, to substitute of designing and making cost fixtures for this purpose.
3. The repetitive gripping accuracy with hard jaws are within .02mm.
4. parallel gripping accuracy with hard jaws are controlled within .05mm after lightening screws for chucks.

尺寸图 >> Dimensions

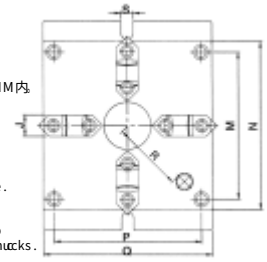

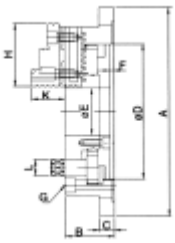

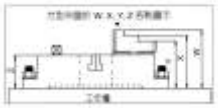

Unit mm

规格表 >> Specifications

Order NO	Model	A	B	C	D	E	F	G	H	J	K	L	M	N	P	Q	R	S	重量 (kg)	外径把握 O.D.Clamping (mm)	内径把握 I.D.Clamping (mm)	单价 Price
704200	MC06	215	57	18	130	40	5.5	4-M10×1.5P	68	26	39	14	144	165	144	165	66	18	11.4	φ4～φ128	φ55～φ128	
704202	MC08	250	65	20	160	55	6	4-M12×1.75P	82	28	43	17	174	200	174	200	83	18	18.6	Ø5～φ162	φ62～φ162	
704204	MC10	310	72	22	200	70	6	4-M14×2P	93	32	50	21	218	250	218	250	104	18	31.6	Ø6～φ200	φ72～φ200	
704206	MC12	380	85	25	260	100	7	4-M16×2P	117	40	56	23	274	310	274	310	135	22	56.6	φ10～φ265	Ø90～φ265	

超薄夹头 THIN CHUCK

强力超薄型夹盘之特色：
1. 轻、薄、短小的设计，适用于工件量测夹持。
2. 接转动旋盘，免于使用板手旋转干涉。
3. 钢制本体，耐用性甚佳。
4. 夹爪正反夹持兼用设计，操作方便。
5. 2"最小工件夹持0.8mm.

SUPER THIN CHUCKS
1. By the compactness comes from "Light" "Thin" "Short" mass design concept; the chucks are most fitting to odd work pieces for measuring.
2. Just rotate the chuck knob instead of gripping and loosening. A handle is not necessary to be used.
3. Chuck body is made from every durable steel.
4. Jaws are reversibly used for gripping for various sizes becomes much convenient.
5. 2" chucks are very grip to 0.8mm small.

尺寸图 >> Dimensions

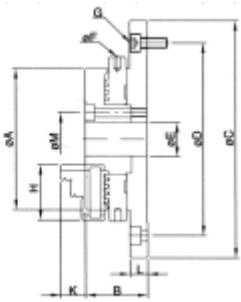

Unit:mm

规格表 >> Specifications

Order NO	Model	A	B	C	D	E	F	G	H	J	K	L	M	净重 (kg)	把握范围 Max.Gripping diameter 径把握 O.D.Clamping	径把握 I.D.Clamping	单价 Price
704300	SE02	63	28	118	100	16	4	4-M5×0.8P	27	8	13	8	26	1.2	φ0.8～φ63	φ23～φ58	
704302	SE03	85	37	143	116	20	4	4-M6×1P	35	11	15	10.5	32	2.9	φ1～φ81	φ31～φ70	
704304	SE04	110	39	168	140	26	5	4-M6×1P	42	14	19	10	40	4.3	φ1～φ100	φ36～φ90	
704306	SE05	130	45	202	168	32	6	4-M8×1.25P	50	16	21	11.5	49	6.2	φ1.5～φ116	φ43～φ106	
704308	SE06	160	52	248	208	50	8	4-M10×1.5P	65	19	26	15	70	11.1	φ1.5～φ160	φ52～φ148	

中空卡盘
中空油缸
后拉夹盘
中实卡盘
中实油缸
气动卡盘
超薄夹头
手动卡盘
轮毂夹盘
卡盘配件
生爪硬爪
连接盘
拉料器
刀座
刀套
延长杆
顶尖
虎钳
分度盘
磨床工具
磁盘
万力
线割表架
工具
车床卡盘
铣床虎钳
磨床磁盘
线割配件

普通三爪夹头
3-JAW S ERGULAR YTPE HCUCK

尺寸图 >> Dimensions

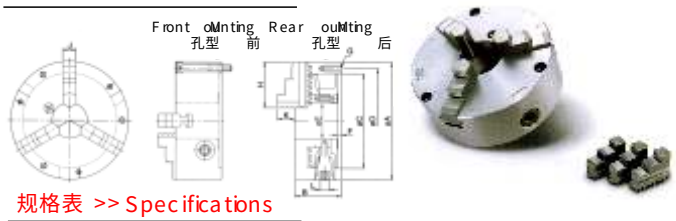

普通四爪夹头
4-JAW S ERGULAR YTPE HCUCK

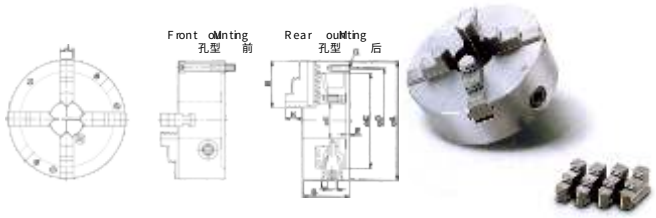

规格表 >> Specifications

Unit:mm

Order ON	Model	A	B	C	D	E	F	G	H	J	K	L	净重 (kg)	最高回转速 Max.Speed r.p(m)	把握范围 Max.Gripping iameter 径把握 O.D.Clamping	把握范围 Max.Gripping iameter 径把握 I.D.Clamping	单价 Price
705100	SC03	85	45	60	73	16	3.5	3-M6×1P	35	11	15	7	1.5	2500	?2-70	?24-64	
705102	SC04	112	58	80	95	24	4.5	3-M8×125P	42	14	17	8	3.3	2500	?3-90	?32-84	
705104	SC05	132	60	100	115	32	4.5	3-M8×125P	50	16	20	8	4.6	2500	?3-110	?35-110	
705106	SC06	167	66	130	147	45	5	3-M10×15P	65	19	23	10	7.9	2000	?4-160	?48-150	
705108	SC07	193	76	155	172	58	5	3-M10×15P	75	22	28	11	12.0	2000	?4-180	?56-170	
705110	SC08	103	76	160	176	58	5	3-M10×15P	75	22	28	11	13.3	2000	?4-180	?56-170	
705112	SC09	133	84	190	210	70	5.5	3-M12×175P	85	24	34.5	12	19.3	2000	?5-220	?62-210	
705114	SC10	273	86	230	250	89	5.5	3-M12×175P	98	28	39	12	26.2	1800	?6-260	?70-250	
705116	SC12	310	96	260	285	105	7	3-M12×175P	110	30	44	14	37.6	1800	?10-300	?86-290	
705118	SC16	405	122	345	375	160	8	3-M14×2P	146	40	56	15	80.7	1500	?14-400	?100-380	

普通四爪夹头 4JAW S ERGULAR YTPE HCUCK

Unit:mm

Order ON	Model	A	B	C	D	E	F	G	H	J	K	L	净重 (kg)	最高回转速 Max.Speed r.p(m)	把握范围 Max.Gripping iameter 径把握 O.D.Clamping	把握范围 Max.Gripping iameter 径把握 I.D.Clamping	单价 Price
705200	PS07	193	76	155	172	58	5	3-M10×15P	75	22	28	11	12.1	2000	?4-180	?56-170	
705202	PS09	233	84	190	210	70	5.5	3-M12×175P	85	24	34.5	12	19.4	2000	?5-220	?62-210	
705204	PS12	310	96	260	285	105	7	3-M12×175P	110	30	45	14	38.1	1800	?10-300	?86-290	
705206	PS16	405	122	345	375	160	8	3-M14×2P	146	40	56	15	82.4	1500	?14-400	?100-280	

锥形六爪夹头
6-JAW S WAL YPE HCUCK

尺寸图 >> Dimensions

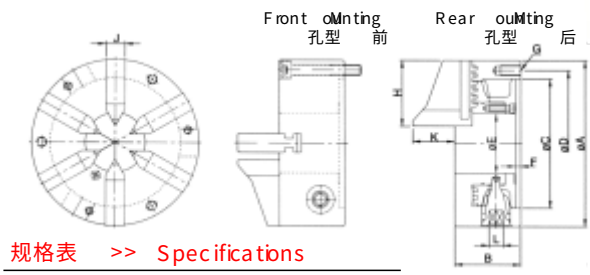

锥形八爪夹头
8-JAW S WAL TYPE HCUCK



规格表 >> Specifications

Order ON	Model	A	B	C	D	E	F	G	H	J	K	L	净重 (kg)	最高回转速 Max.Speed r.p(m)	把握范围 Max.Gripping iameter 径把握 O.D.Clamping	单价 Price
705300	AS04	112	58	80	95	32	4.5	3-M8×125P	45	14	46	8	3.8	1200	?2-32	
705302	AS06	167	65	130	147	60	5	3-M10×15P	66	19	43	10	8.4	1200	?4-60	

锥形八爪夹头 8JAW S WAL YPE HCUCK

Unit:mm

Order ON	Model	A	B	C	D	E	F	G	H	J	K	L	净重 (kg)	最高回转速 Max.Speed r.p(m)	把握范围 Max.Gripping iameter 径把握 O.D.Clamping	单价 Price
705400	AE09	233	84	190	210	100	5.5	4-M12×175P	85	24	60	12	21	1000	?7-100	

强力型三爪夹头
3-JAWS POWERFUL TYPE

尺寸图 >> Dimensions

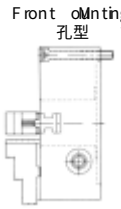

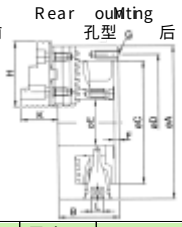

规格表 >> Specifications

Unit mm

Order NO	Model	A	B	C	D	E	F	G	H	J	K	L	重量 (kg)	最高回转速 Max. Speed (r.p.m)	握范围 Max. Gripping Diameter 外径把握 O.D. Clamping (mm)	握范围 Max. Gripping Diameter 内径把握 I.D. Clamping (mm)	单价 Price
705500	SK06	167	66	130	147	45	5	3-M10×1.5P	68	26	39	10	8.6	2000	?8-160	?55-150	
705502	SK07	193	76	155	172	58	5	3-M10×1.5P	82	28	43	11	12.8	2000	Ø8-1800	?62-170	
705504	SK08	203	76	160	176	58	5	3-M10×1.5P	82	28	43	11	14.1	2000	?8-180	?62-170	
705506	SK09	233	84	190	210	70	5.5	3-M12×1.75P	93	32	50	12	20.4	2000	Ø11-220	?70-210	
705508	SK10	273	86	230	250	89	5.5	3-M12×1.75P	93	32	50	12	26.7	1800	?12-260	?80-250	
705510	SK12	310	96	260	285	105	7	3-M12×1.75P	118	40	56	14	39.3	1800	Ø15-300	?90-290	
705512	SK16	405	122	345	375	160	8.5	6-M14×2P	150	45	75.5	15	82.3	1500	?30-400	?110-380	

直装型三爪夹头
3-JAWS 1A TYPE CHUCK

尺寸图 >> Dimensions

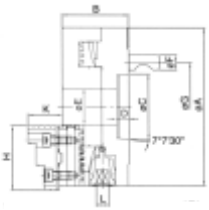

规格表 >> Specifications

Unit mm

Order NO	Model	A	B	C	D	E	F	G	H	I	J	K	L	P	M	N	重量 (kg)	最高回转速 Max. Speed (r.p.m)	握范围 Max. Gripping Diameter 径把握 O.D. Clamping	握范围 Max. Gripping Diameter 径把握 I.D. Clamping	单价 Price
705600	A1-5-08"	200	83	33.5	61.9	40	Ø104.8	3-M10×1.5P	82	82.563	28	43	11	14.29	?16.3	6.8	17.4	2000	?8-180	?62-170	
705602	A1-6-08"	200	83	33.5	82.6	56	Ø133.4	3-M12×1.75P	82	106.375	28	43	11	15.88	?19.3	6.8	30	2000	Ø11-220	?70-210	
705604	A1-6-10"	255	91.5	36.5	82.6	56	Ø133.4	3-M12×1.75P	93	106.375	32	50	12	15.88	?19.3	6.8	30.6	1800	?15-300	?90-290	

客户订购时请注明"带机型"或"无机型"

强力连动型四爪夹头
POWERFUL 4-JAWS SCROLL TYPE





规格表 >> Specifications

Order NO	Model	A	B	C	D	E	F	G	H	J	K	L	重量 (kg)	最高回转速 Max. Speed (r.p.m)	握范围 Max. Gripping Diameter 外径把握 O.D. Clamping (mm)	握范围 Max. Gripping Diameter 内径把握 I.D. Clamping (mm)	单价 Price
705700	PSK07	193	76	155	172	58	5	3-M10×1.5P	82	28	43	11	12.7	2000	?8-180	?62-170	
705702	PSK09	233	84	190	210	70	5	3-M12×1.75P	94	32	50	12	20.8	2000	Ø11,220	?70-210	
705704	PSK12	310	96	260	285	105	7	3-M12×1.75P	118	40	56	14	49	1800	?15-300	?90-290	
705706	PSK16	405	122	345	375	160	8.5	6-M14×2P	150	45	75.5	15	86.7	1500	Ø30,400	?110-380	

客户订购时请注明"带机型"或"无机型"

强力生爪 POWER SOFT JAWS

Order NO	型号 MODEL	A	B	C	D	E	F	G	H	J	K	L	M	M	净重 Weight(kg)	单价 Price
705800	SO06Jaw	73	37	26	38.1	12.68	7.94	M8×1.25P	17.45	14	3.5	3	25	9	1.3	
705802	SO07 Jaw	95	48	31	44.4	12.68	7.94	M10×1.5P	25.3	17	3.8	3	34	11	2.6	
705804	SO09 Jaw	110	48	37	54	19.03	12.7	M12×1.75P	28	19	4.2	3	34	13	3.6	
705806	SO12 Jaw	125	54	42	63.5	19.03	12.7	M12×1.75P	30.75	19	4.2	3	38	13	5.5	
705808	SO16 Jaw	160	70	50	76.2	19.03	12.7	M16×2P	41.9	25	5.5	3	48	17	10.4	

中空卡盘
中空油缸
后拉夹盘
中实卡盘
中实油缸
气动卡盘
超薄夹头
手动卡盘
轮毂夹盘
卡盘配件
生爪硬爪
连接盘
拉料器
刀座
刀套
延长杆
顶尖
虎钳
分度盘
磨床工具
磁盘
万力
线割
表架
工具
车床卡盘
铣床虎钳
磨床磁盘
线割配件
机械工具

齿式二爪钢壳夹头
2-JAW STEEL BODY HOUCKS

1．可替代修整油压生爪成型盘。
2．爪仔可前后任意调整，加大夹持工件范围。
3．生爪及硬爪与CNC车床油压爪公用。
4．钢壳结构于高速回转时安全性高，耐磨性强，使用寿命长。
5．转动扳手扭力较小操作顺畅。

尺寸图 >> Dimensions

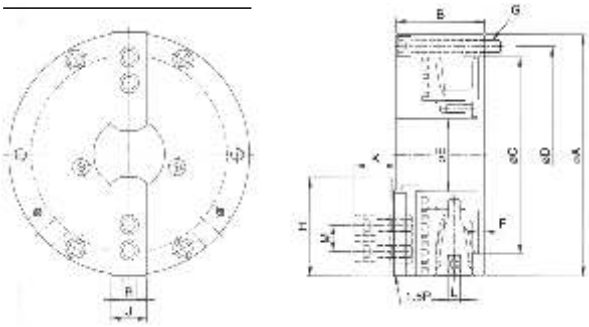

1 Can be used as a "Forming plate" for mach soft jaws.
2 Hard jaws and soft jaws can be adjusted just like on a power Chuck to increase the gripping
3 Hard jaws as well as Soft jaws are interchangeable with those of power chuck
4 Chuck Body is made of steel to enhance sa operations for high speed machining
5 The Chuck Handle can be operated easily smoothly



可替代修整油压生爪成型盘
The chunk can be used as a "Forming pate" for machining sot jaws.

爪仔可前后任意调整加大夹持工件范围
Top jaws can be adjusted back and forth easily, thus increasing gripping range

硬爪与油压夹盘硬爪共用
Hard jaws are interchangeable with those of power chucks.

生爪与油压夹盘生爪共用
Soft jaws are interchangeable with those of power chucks.

特别附件

连结盘
Optional accessory: Mounting plate.

特点配合图示说明 >> Illustrate

规格表 >> Specifications

订购编码 Order number	型号 MODEL	A	B	C	D	E	F	G	H	J	K	L	M	R	最高转速 Max.Speed r.p.m (min⁻¹)	把握范围 Max. gripping diameter 外径把握 O.D.Clamping (mm)	内径把握 I.D.Clamping (mm)	净重 Weight (kg)	单价 Price
706100	TNT-07	193	78	155	172	58	5	3-M10×1.5P	73	31	38	11	20	12	3200	Ø8~Ø235	Ø66~Ø235	14.4	
706102	TNT-09	233	85	190	210	70	5.5	3-M12×1.75P	95	35	40	12	25	14	2800	Ø11~Ø280	Ø85~Ø280	22.3	

齿式三爪钢壳夹头 -JAW STEEL BODY HOUCKS

订购编码 Order number	型号 MODEL	A	B	C	D	E	F	G	H	J	K	L	M	R	最高转速 Max.Speed r.p.m (min⁻¹)	把握范围 Max. gripping diameter 外径把握 O.D.Clamping (mm)	内径把握 I.D.Clamping (mm)	净重 Weight (kg)	单价 Price
706200	NT-07	193	78	155	172	58	5	3-M10×1.5P	78	28	48	11	20	12	3200	Ø8~Ø235	Ø66~Ø235	13.1	
706202	NT-09	233	85	190	210	70	5.5	3-M12×1.75P	92	32	52	12	25	14	2800	Ø11~Ø280	Ø85~Ø280	21.2	
706204	NT-10	273	91	230	250	89	5.5	3-M12×1.75P	101.5	37	56	12	30	16	2400	Ø12~?330	Ø92~Ø330	30.5	
706206	NT-12	310	104	260	285	105	7	3-M12×1.75P	116	47	67	14	30	21	2100	Ø15~?370	Ø104~?370	46.1	

可调式普通型三爪钢壳夹头 3-JAW ADJUSTMENT STEEL BODY SCROLL HOUCKS

尺寸图 >> Dimensions

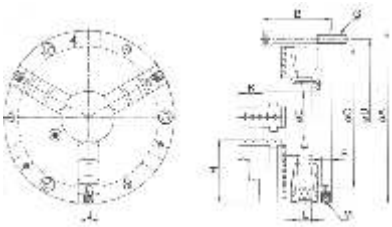

尺寸图 >> Dimensions

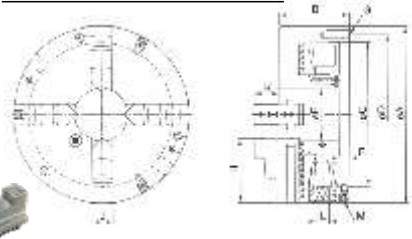

规格表 >> Specifications

订购编码 Order number	型号 MODEL	A	B	C	D	E	F	G	H	J	K	L	M	最高回转速 Max.Speed r.p.m (min⁻¹)	把握范围 Max. gripping diameter 外径把握 O.D.Clamping (mm)	内径把握 I.D.Clamping (mm)	净重 Weight (kg)	单价 Price
706400	CT-06	167	75.5	130	147	45	12	3-M10×1.5P	65	22	28	10	3-M12×1.75P	4000	Ø4~Ø160	Ø48~Ø150	10.4	
706402	CT-07	193	85	155	172	58	12	3-M10×1.5P	75	24	28.5	11	3-M12×1.75P	3500	Ø4~Ø180	Ø56~Ø170	12.9	
706404	CT-09	233	92	190	210	70	12.5	3-M12×1.75P	85	28	33	12	3-M12×1.75P	2900	Ø5~Ø220	Ø62~Ø210	20.4	
706406	CT-10	275	98	230	250	89	12.5	3-M12×1.75P	98	30	38	12	3-M12×1.75P	2500	Ø6~Ø260	Ø70~Ø250	29.3	
706408	CT-12	310	111	260	285	105	14	3-M12×1.75P	110	32	45	14	3-M12×1.75P	2200	Ø10~Ø300	Ø86~Ø290	43.7	

可调式普通型四爪钢壳夹头 4-JAW ADJUSTMENT STEEL BODY SCROLL HOUCKS 规格表 >> Specifications

订购编码 Order number	型号 MODEL	A	B	C	D	E	F	G	H	J	K	L	M	最高回转速 Max.Speed r.p.m (min⁻¹)	把握范围 Max. gripping diameter 外径把握 O.D.Clamping (mm)	内径把握 I.D.Clamping (mm)	净重 Weight (kg)	单价 Price
706500	FCT-07	193	85	155	172	58	12	3-M10×1.5P	75	24	28.5	11	3-M12×1.75P	3500	Ø4~Ø180	Ø56~Ø170	13.2	
706502	FCT-09	233	92	190	210	70	12.5	3-M12×1.75P	85	28	33	12	3-M12×1.75P	2900	Ø5~Ø220	Ø62~Ø210	20.7	
706504	FCT-10	275	98	230	250	89	12.5	3-M12×1.75P	98	30	38	12	3-M12×1.75P	2500	Ø6~Ø260	Ø70~Ø250	29.8	
706506	FCT-12	310	111	260	285	105	14	3-M12×1.75P	110	32	45	14	3-M12×1.75P	2200	Ø10~Ø300	Ø86~Ø290	44.4	

可调式强力型二爪钢壳夹头
2-JAW POWERFUL TYPE ADJUSTMENT STEEL BODY CHUCKS

尺寸图 >> Dimensions

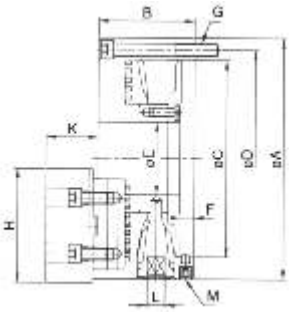

规格表 >> Specifications

订购编码 Order Number	型号 MODEL	A	B	C	D	E	F	G	H	J	K	L	M	最高回转速 Max.Speed r.p.m	把握范围 Max. Clamping Diameter 外径把握 O.D.Clamping (mm)	内径把握 I.D.Clamping (mm)	净重 Weight (kg)	单价 Price
706600	TKT-06	167	75.5	130	147	45	12	3-M10×1	73.5	P26	40.5	10	3-M12×1	4000	Ø4~Ø160	Ø48~Ø150	10.4	
706602	TKT-07	193	85	155	172	58	12	3-M10×1	95	P31	49.5	11	3-M12×1	3500	Ø4~Ø180	Ø56~Ø170	14.46	
706604	TKT-09	233	92	190	210	70	12.5	3-M12×1	117.5	P37	50	12	3-M12×1	2900	Ø5~Ø220	Ø62~Ø210	22.4	

可调式强力型三爪钢壳夹头
3-JAW POWERFUL TYPE ADJUSTMENT STEEL BODY CHUCKS

尺寸图 >> Dimensions

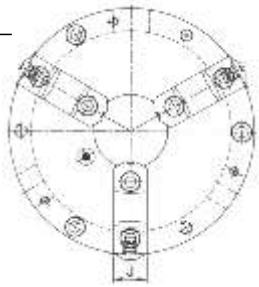

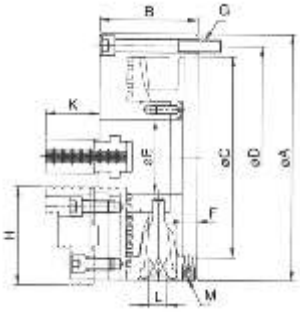

规格表 >> Specifications

订购编码 Order Number	型号 MODEL	A	B	C	D	E	F	G	H	J	K	L	M	最高回转速 Max.Speed r.p.m	把握范围 Max. Clamping Diameter 外径把握 O.D.Clamping (mm)	内径把握 I.D.Clamping (mm)	净重 Weight (kg)	单价 Price
701670	KT-06	167	75.5	130	147	45	12	3-M10×1	68	P26	40	10	3-M12×1	4000	Ø8~Ø160	Ø55~Ø150	9.7	
706702	KT-07	193	85	155	172	58	12	3-M10×1	82	P28	43	11	3-M12×1	3500	Ø8~Ø180	Ø62~Ø170	13.6	
706704	KT-09	233	92	190	210	70	12.5	3-M12×1	97.5	P32	51	12	3-M12×1	2900	Ø11~Ø220	Ø70~Ø210	21.5	
706706	KT-10	275	98	230	250	89	12.5	3-M12×1	107.5	P35	54	12	3-M12×1	2500	Ø12~Ø260	Ø80~Ø250	30.4	
706708	KT-12	310	111	260	285	105	14	3-M12×1	117.5	P40	58	14	3-M12×1	2200	Ø15~Ø300	Ø90~Ø290	45.4	

可调式强力型四爪钢壳夹头
4-JAW POWERFUL TYPE ADJUSTMENT STEEL BODY CHUCKS

尺寸图 >> Dimensions

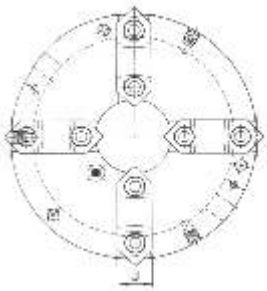

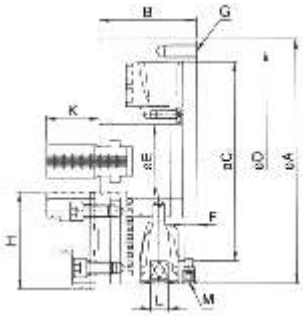

规格表 >> Specifications

订购编码 Order Number	型号 MODEL	A	B	C	D	E	F	G	H	J	K	L	M	最高回转速 Max.Speed r.p.m	把握范围 Max. Clamping Diameter 外径把握 O.D.Clamping (mm)	内径把握 I.D.Clamping (mm)	净重 Weight (kg)	单价 Price
706800	FKT-07	193	85	155	172	58	12	3-M10×1	82	P28	43	11	3-M12×1	3500	Ø8~Ø180	Ø62~Ø170	14.1	
706802	FKT-09	233	92	190	210	70	12.5	3-M12×1	97.5	P32	51	12	3-M12×1	2900	Ø11~Ø220	Ø70~Ø210	22	
706804	FKT-10	275	98	230	250	89	12.5	3-M12×1	107.5	P35	54	12	3-M12×1	2500	Ø12~Ø260	Ø80~Ø250	33.5	
706806	FKT-12	310	111	260	285	105	14	3-M12×1	117.5	P40	58	14	3-M12×1	2200	Ø15~Ø300	Ø90~Ø290	46.1	

中空卡盘
中空油缸
后拉夹盘
中实卡盘
中实油缸
气动卡盘
超薄夹头
手动卡盘
轮毂夹盘
卡盘配件
生爪硬爪
连接盘
拉料器
刀座
刀套
延长杆
顶尖
虎钳
分度盘
磨床工具
磁盘
万力
线割
表架
工具
车床卡盘
铣床虎钳
磨床磁盘
线割配件
机械工具

轮毂夹头

LMC Workholding (Made in USA)



您必须知道的轮毂夹头品牌—适用于客车，大小型卡车，巴士和机车

LMC Workholding在供应包括客车，小型卡车，大卡车和巴士轮圈制造商的夹持工具市场快速成为领导者。OKUMA 圆机床供应全球大部分制造轮圈零件的机械，而LMC是其合作夥伴，整个团队包括Okuma, LMC. Chiron和Fanuc Robotics。LMC 研发出可以快速替换并且轻盈的新式轮壳夹头科技，我们的工程师在轮毂夹头，油压缸和油压驱动的领域都有多年经验，我们也提供和轮毂夹头搭配使用的油压缸，信赖LMC，满足您所有轮胎制造的需求。

The Name to Know in Wheel Chucks—For Passenger Cars, Light Trucks, Heavy Trucks, Buses& Motorcycles

LMC Workholding is rapidly becoming the marketleader in workholding for the manufacture of wheels for passenger cars, light trucks trucks and buses.
LMC is a pratner in the Okuma Wheel Team which provides the bulk of wheel cell equipment worldwide. Okuma. LMC. Chiron and Fanuc Robotics make up the Wheel Team.

LMC has engineered new wheel chuck technologies to include quick change and lightweight models. Our engineering staff offers years of wheel chuck design and implementation experience.
Years of hydraulic actuator and power chuck experience too.
LMC also offers matching wheel chuck cylinders. Rely on LMC Worknolding for your wheel production needs.

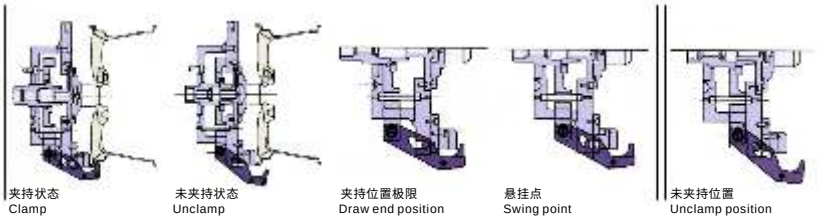

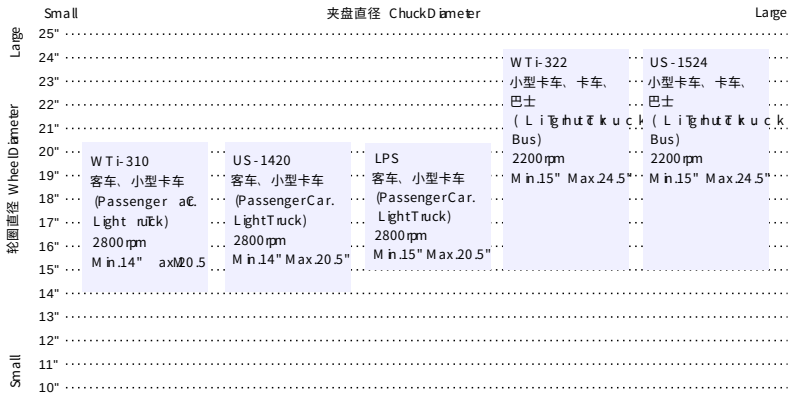

标准和轻型系列

本系列共有四种型号满足各类轮圈制造需求，WTi 用适制造汽车和小型卡车的轮圈，外径范围149到209mm。卡车和公车轮圈最大范围可到24.59寸。
请联络本公司取得最理想的夹持方案。
轻型化的US系列夹头可延长主轮寿命，同时加速加工周期时间。
选配的零件侦测系统由三个空气活化活塞组成，其作用为感应工件是否安装正确，作为自动化机器手臂加工应用的基本元件。

Standard and Lightweight Series

This chuck, available in four models. Does it all. The WTi fits automobile and light truck wheels 149 to 209. truck and bus wheels up to 24.59
Contact LMC Workholding for the optimum clamping solution. US Series chucks are lightweight for increased spindle life and faster cycle times.

Optional part detection system. consisting of three air-activated plungers, senses whether or not the workpiece is properly seated, an essential component for any automatic/robot loaded application.

新一代凸轮手臂设计
Next-generation cam arm design

夹头重量 eight
(Base Chuck Only)

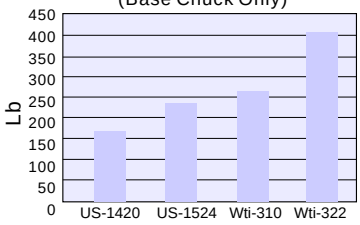

转动惯性（仅夹头）
RotationalInertia (Base Chuck Only)

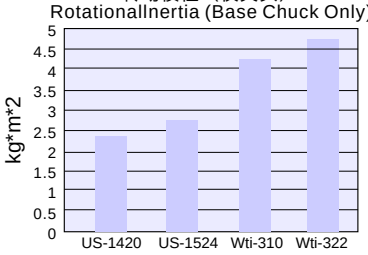

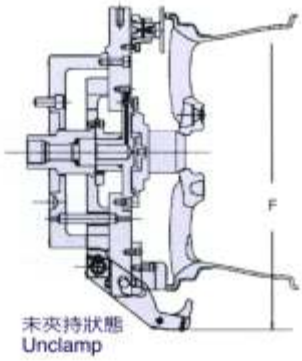

型号 Model Number	轮圈外径范围 Capacity Wheel Diameter	最高转速 RPMs (max)	拉杆拉力 Drawbar Pull (lbs)	拉杆行程 Drawbar Stroke (in/mm)	主轴鼻端 Spindle Mount	夹盘重量 Chuck Weight (lbs)	A尺寸 A (in/mm)	B尺寸 B (in/mm)
WTi-310/US-1420	14 to 20	2800	7700	1.38/35	A2-8	264/160	21.50/546.2	5.90/149.7
WTi-322/US-1524	15 to 24.5	2200	7700	1.38/35	A2-11	410/240	26.00/660.0	7.85/199.5

型号 Model Number	SS-3/4EX		S-3/4EX		L-3/4EX		XL-3/4EX		Z-3/4EX*	
	E	F	E	F	E	F	E	F	E	F
WTi-310/US-1420	21.5/547	22.4/570	21.5/547	23.0/584	22.0/559	24.1/611	23.1/587	25.0/634	24.3/618	26.2/665
WTi-322/US-1524	26.0/660	26.5/673	26.0/660	27.5/698	26.6/675	28.5/724	27.6/702	29.5/749	28.6/727	30.5/774

精宝生产系列（申请专利中）

此系列适用於多种少量、制造特殊轮圈的维修市场生产者和OEM供应商，其特性为能在几秒内调整凸轮手臂夹持直径。每一个凸轮手臂掌控15~20寸之内的六种尺寸，使用步奏为：

1. 滑入扳手
2. 用曲柄启动凸轮手臂到所需直径
3. 移除扳手

LPS系列使用于汽车和小型卡车轮圈的多样化特性。能满足未加工铸件和更新设计的变化，亦即首件的加工铸件也适用本系列产品。

Lean Production Series(Patent Pending)

Adjusting a cam arm from one wheel diameter to another in seconds makes this chuck ideal for aftermarket wheel manufacturers and OEM suppliers who handle short-run specialty wheels.
Each cam arm handles 6 ranges within 15"to 20 wheel size capacity. One: Insert wrench. Two: Crank cam arms to desired diameter. Three: Remove wrench.

The LPS Series for automobiles and light trucks allows for variations in raw castings as well as for new "fashion" wheel designs where material is added to the raw casting for first operation holding.

应用实例 >> Operation xEmple

尺寸图 >>Dimensions

规格表 >> Specifications

型号 Model Number	轮圈外径范围 CapacityWheeDiameter	最高转速 RPM's(max)	拉杆拉力 DrawbarPull(lbs)	拉杆行程 DrawbarStroke(in/mm)
LPS-1520	15" to 20"	2800	7700	1.38/35

型号 Model Number	主轴鼻端 SpindleMount	夹盘净重 ChuckWeight(lbs)	A尺寸 A Dim(in/mm)	B尺寸 B Dim(in/mm)
LPS-1520	A2-8	300	29.45/748.0	7.32/186.0

轮毂夹头专用油缸

夹头制动器 压缸 油

LMC Workholding提供两种为轮壳夹头特别设计的夹头制动器，这两种油压缸具有理想的油压系统压力装置，让夹头以最快得速度夹持和放松，而较短，较轻的设计有利於车床加速和减速，改善机器性能。
2R 120为单动油压缸，适用于配合中宝车床心轴或弹簧片，以求轮圈中心
RNW 为双气缸油压缸，适合启动套筒夹头或小尺寸三爪夹头，可求轮圈中心。

Chuck Actuators

LMC Workholding offers two chuck actuators specifi cally designed for wheel chuck applications like yours. These hydraulic cylinders offer optimum hydraulic system pressure settings for the fastest clamping/ unclamping action available.
And their shorter lengths and lighter weights enhance lathe acceleration and deceleration while improving machine dynmics.

Model 2R 120 is a single-motion cylinder ideal for applications that use solid mandrels or spring rings for wheel centering. RNW is a dual-function cylinder that is ideal for applications that actuate a collet or a small three-jaw chuck for wheel centering.

尺寸图 >>Dimensions

RNW 40

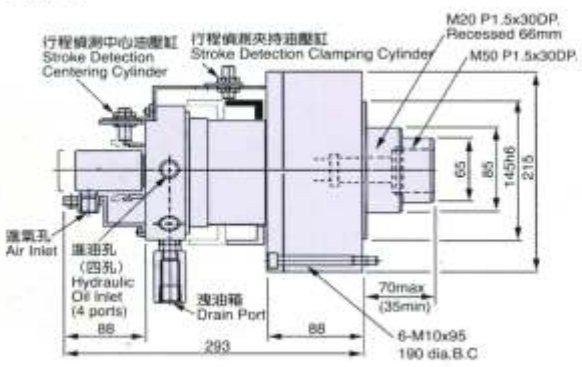

2R 120

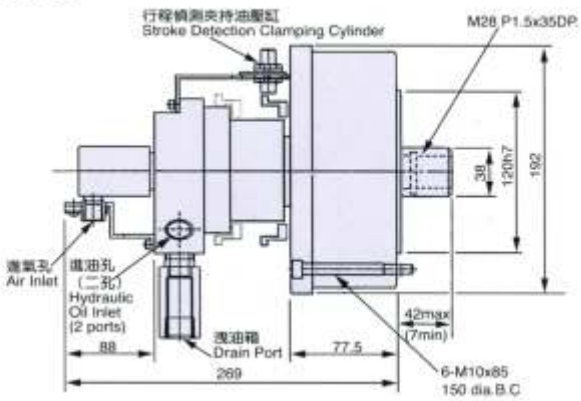

规格表 >> Specifications

型号 Model Number	长度 Length (mm)	行程时间 Stroke time(sec)	夹持油压缸 lamping ylinder 口径×行程 Bore× Stroke(mm)	活塞面积 Piston rea(in²/cm²)
2R-120	269	1.6	120×35	15.8/102
RNW 40	293	2.3(0.4)	146×35	17.2/111

型号 Model Number	中心油压缸 entering ylinder 口径×行程 Bore× Stroke(mm)	活塞面积 Piston rea(in²/cm²)	最大推力 Max. per. ressure (lb/in²-kgf/cm²)	最高转速 RPMs (Max)	油压缸净重 Cylinder Weight (lbs)
2R-120	n/a	n/a	568/40	5000	33
RNW 40	50×12	1.2/8	568/40	4000	50

中空卡盘
中空油缸
后拉夹盘
中实卡盘
中实油缸
气动卡盘
超薄夹头
手动卡盘
轮毂夹盘
卡盘配件
生爪硬爪
连接盘
拉料器
刀座
刀套
延长杆
顶尖
虎钳
分度盘
磨床工具
磁盘
万力
线割
表架
工具
车床卡盘
铣床虎钳
磨床磁盘
线割配件
机械工具

气压回转器
A IR EIED UTBE

尺寸图 >> D imensions

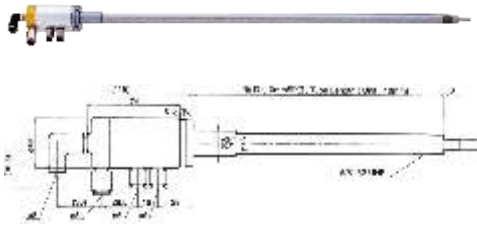

例如长度500mm时填记50°
8 部分可适用长度30mm
Ex .Fill in 50 for required length of 500mm .
30mm is optional for the length of 8 fitting .

规格表 >> Specifications

订购编码 Order Number	型号 MODEL	最高回转速 Max.Speed	推荐润滑油 Recommended Lubricant	单价 Price
707100	JTB-XX-18	8000m in^{-1}	VG 6 同等级油 VG 6 roqEal	8000m in^{-1}
707102	JTB-XX-30	8000m in^{-1}	VG 6 同等级油 VG 6 roqEal	8000m in^{-1}

气压回转器（注水型）
A IR EIED UTBE FQ(R RGING ING MACH INES)

尺寸图 >> D imensions

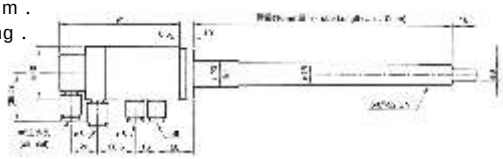

规格表 >> Specifications

订购编码 Order Number	型号 MODEL	最高回转速 Max.Speed	推荐润滑油 Recommended Lubricant	单价 Price
8000m in^{-1}	JTBC-XX-18	8000m in^{-1}	VG 6 同等级油 VG 6 roqEal	
8000m in^{-1}	JTBC-XX-30	8000m in^{-1}	VG 6 同等级油 VG 6 roqEal	

连结盘
MOUNTING LPATES

尺寸图 >> D imensions

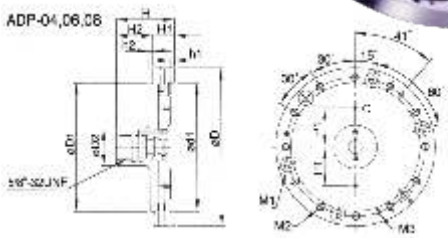

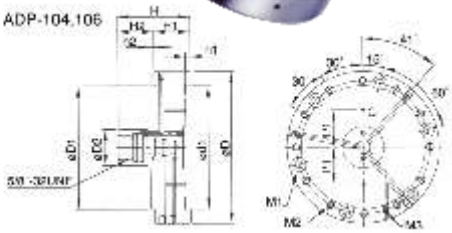

规格表 >> Specifications

订购编码 Order Number	型号 MODEL	D	D1(h7)	D2	d1(H7)	P1	H	H1	H2	h1	h2	M1	M2	M3	单价 Price
707200	FLP-04	101.6	82.55	24	82.55	25	38	14	24	3.2	2.5	6-M5× 0.8P（PCD ? 88.9）	12-M5× 0.8P（PCD ? 88.9）	3-? 3(PCD ? 88.9)	
707202	FLP-06	152.4	124.97	24	124.97	34.5	38	14	24	3.2	2.5	6-M6× 1P（PCDO 135.89）	12-M6× 1P（PCD ? 135.89）	3-? 4(PCD ? 135.89)	
707204	FLP-08	203.2	167.64	30	167.64	50	54	25	29	7.0	5.0	6-M10× 1.5P（PCD ? 182.88）	6-M10× 1.5P（PCDO 182.88）	3-? 4(PCD ? 182.88)	
707206	FLP-104	101.6	82.55	24	82.55	25	48	24	24	3.2	2.5	6-M5× 0.8P（PCD ? 88.9）	12-M5× 0.8P（PCD ? 88.9）	3-? 3(PCD ? 88.9)	
707208	FLP-106	152.4	124.97	24	124.97	34.5	48	24	24	3.2	2.5	6-M6× 1P（PCD ? 135.89）	12-M6× 1P（PCD ? 135.89）	3-? 3(PCD ? 135.89)	

超精密夹头生爪
SOFT AJW S OFR USPER PRECIS ION HCUCKS

尺寸图 >> D imensions

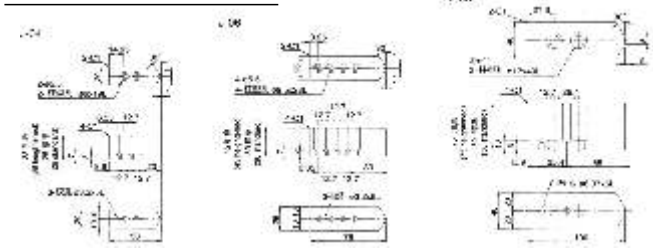

气压回转器
A IR EIED UTBE

尺寸图 >> D imensions

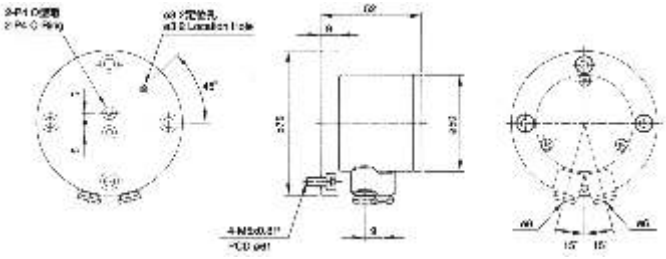

超精密生爪成型盘
FORM ING RNGS
(FOR OSFT AJW S
OF USPER
PRECIS ION AR HOUCKS)

尺寸图 >> Dimensions

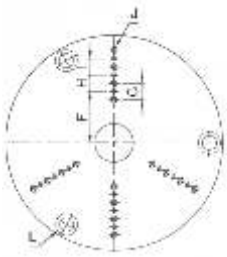

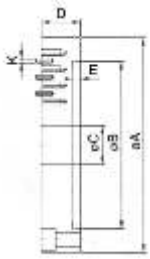

规格表 >> Specifications

订购编码 Order number	型号 MODEL	A	B	C	D	E	F	G	H	I	J	K	L	净重 Weight(kg)	单价 Price
707300	JFR-04	112	80	22	30	6	21	12.7	12.7	12.7	6-M5× 0.8P	9-?3.175	3-M8× 1.25P	1.9	
707302	JFR-06	167	130	30	30	6	40	12.7	12.7	12.7	12-M5× 0.8P	9-?3.175	3-M10× 1.5P	4.3	
707304	JFR-08	203	160	54	35	6	66	25.4	25.4	-	6-M10× 1.5P	6-?6.35	3-M10× 1.5P	7.2	

挡料杆
BAR TSOPPER

尺寸图 >> Dimensions

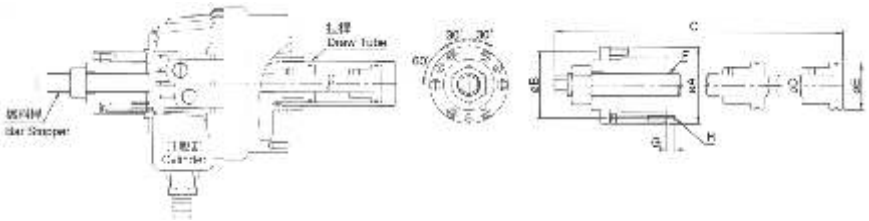

E=配合拉杆内径尺寸
Dimension E:Join to inside diameter of drawtube.

规格表 >> Specifications

订购编码 Order number	型号 MODEL	A	B	C	D	F	G	H	容许最高回转速 Max.Speed r.p.m.(min)	可调行程 Stroke	搭配千岛油压缸型号 Matching Cylinder Of MZG	单价 Price
707400	JPE-06	76	64	910	24	W1"-12	9	6-M6×1P×55	3000	350	SH1246	
707402	JPE-08	85	73	1010	24	W1"-12	9	6-M6×1P×65	2400	400	SH1562	
707404	JPE-10	108	98	1310	24	W1"-12	9	6-M6×1P×65	2000	400	SH1875	
707406	JPE-12	120	108	1310	32	M33×2P	9	6-M6×1P×70	1600	400	SH2091	
07408	JPE-15	160	148	1310	32	M33×2P	13	6-M6×1P×75	1200	400	SH2511	

中空卡盘
中空油缸
后拉夹盘
中实卡盘
中实油缸
气动卡盘
超薄夹头
手动卡盘
轮毂夹盘
卡盘配件
生爪硬爪
连接盘
拉料器
刀座
刀套
延长杆
顶尖
虎钳
分度盘
磨床工具
磁盘
万力
线割
表架
工具
车床卡盘
铣床虎钳
磨床磁盘
线割配件
机械工具

油压生爪
Soft aw (SJ-SERIES)For ydraulic hucks

尺寸图 >> Dimensions

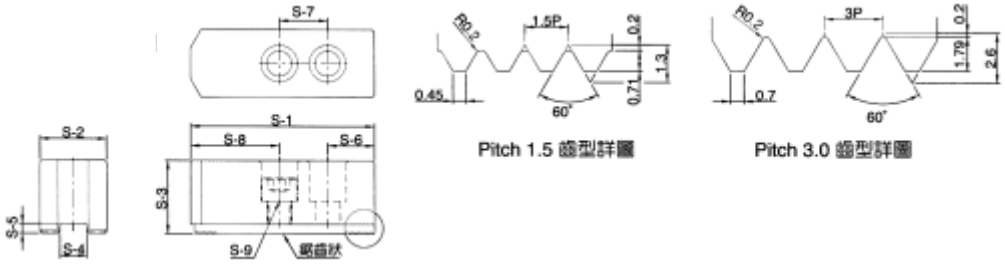

规格表 >> Specifications

产品编码 Order number	型号 MODEL	S-1	S-2	S-3	S-4	S-5	S-6	S-7	S-8	S-9	锯齿状范转 Serration pitch	净重 Weight(kg)	单价 Price
707100	SZ-04	49.5	23	23	10	4.5	10	14	25.5	M8X1.25P	1.5X60°	0.42	
707102	SZ-05	62	25	30	10	4.5	10	14	38	M8X1.25P	1.5X60°	0.85	165
707104	SZ-06	73	31	36	12	5	15	20	38	M10X1.5P	1.5X60°	1.5	200
707106	SZ-08	95	35	38	14	5	24	25	46	M12X1.75P	1.5X60°	2.4	250
707108	SZ-10	110	40	42	16	5	30	30	50	M12X1.75P	1.5X60°	3.6	300
707110	SZ-12	129	50	50	21(18)	6	39	30	60	M16X2P(M14x2P)	1.5X60°	6.1	450
707112	SZ-15	165	62	62	22(25.5)	8(5)	37	43	85	M20X2.5P	1.5X60°	12.5	
707114	SZ-18	165	62	62	22(25.5)	8(5)	37	43	85	M20X2.5P	1.5X60°	12.5	
707116	SZ-21	180	65	70	25	9	40	60	80	M20X2.5P	3.0X60°	16.2	
707118	SZ-24	180	65	70	25	9	40	60	80	M20X2.5P	3.0X60°	16.2	

特殊油压生爪
（加长、加高、加宽）
Specl ost aw
For ydraulic hucks

尖端角度	5寸加高规格			6寸加高规格			8寸加高规格			10寸加高规格			12寸加高规格		
	订购编码	规格型号	单价	订购编码	规格型号	单价	订购编码	规格型号	单价	订购编码	规格型号	单价	订购编码	规格型号	单价
60度	707200	SZ5C60	185	707220	SZ6C60	220	707244	SZ8C60	270	707276	SZ10C60	340	707304	SZ12C60	490
90度	707202	SZ5C90	175	707222	SZ6C90	210	707246	SZ8C90	260	707278	SZ10C90	320	707306	SZ12C90	465
120度	707204	SZ5C120	165	707224	SZ6C120	200	707248	SZ8C120	250	707280	SZ10C120	300	707308	SZ12C120	450
	707206	SZ5C120H40	300	707226	SZ6C120H50	350	707250	SZ8C120H40	350	707282	SZ10C120H50	400	707310	SZ12C120H60	600
	707208	SZ5C120H50	350	707228	SZ6C120H60	400	707252	SZ8C120H50	400	707284	SZ10C120H60	450	707312	SZ12C120H70	700
	707210	SZ5C120H60	400	707230	SZ6C120H70	450	707254	SZ8C120H60	450	707286	SZ10C120H70	550	707314	SZ12C120H80	750
	707212	SZ5C120H70	450	707232	SZ6C120H80	500	707256	SZ8C120H70	500	707288	SZ10C120H80	600	707316	SZ12C120H90	950
	707214	SZ5C120H80	650	707234	SZ6C120H90	550	707258	SZ8C120H80	550	707290	SZ10C120H90	700	707318	SZ12C120H100	1100
	707216	SZ5C120H90	750	707236	SZ6C120H100	600	707260	SZ8C120H90	600	707292	SZ10C120H100	800	707320	SZ12C120H120	1200
120度	707218	SZ5C120H100	850	707238	SZ6C120H120	800	707262	SZ8C120H100	700	707294	SZ10C120H120	900	707322	SZ12C120H150	1400
				707240	SZ6C120H130	900	707264	SZ8C120H120	750	707296	SZ10C120H140	1000			
				707242	SZ6C120H150	1000	707266	SZ8C120H130	800	707298	SZ10C120H150	1150			
							707268	SZ8C120H140	900	707300	SZ10C120H180	1600			
							707270	SZ8C120H150	1000	707302	SZ10C120H200	1800			
							707272	SZ8C120H180	1400						
							707274	SZ8C120H200	1650						

油压硬爪
Hard aw (HJ-SERIES)For ydraulic hucks

尺寸图 >> Dimensions

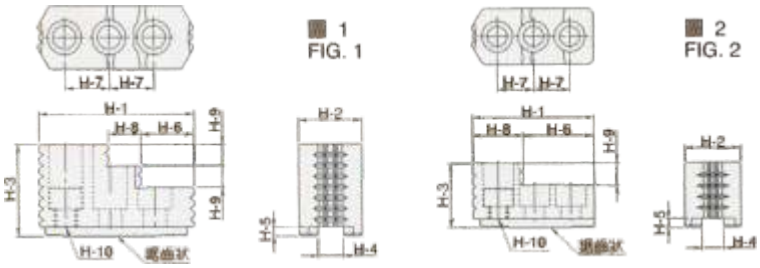

规格表 >> Specifications

产品编码 Order number	型号 MODEL	H-1	H-2	H-3	H-4	H-5	H-6	H-7	H-8	H-9	H-10	锯齿状范转 Serration pitch	净重 Weight(kg)	参考图 Reference drawing	单价 Price
707400	YZ4C	53	23	28	10	4	29	14	24	10	M8x1.25P	1.5X60°	0.4	图-2 Fig.2	
707402	YZ5C	53	23	28	10	4	29	14	24	10	M8x1.25P	1.5X60°	0.4	图-2 Fig.2	1900
707404	YZ6C	67	31	36	12	5	39	20	28	12	M10x1.5P	1.5X60°	0.95	图-2 Fig.2	2100
707406	YZ8C	87	35	51	14	5	29.5	25	18	12	M12x1.75P	1.5X60°	1.9	图-1 Fig.1	2400
707408	YZ10C	101	40	54	16	5	45.5	30	18	13	M12x1.75P	1.5X60°	2.8	图-1 Fig.1	3000
707410	YZ12C	108	50	67	21(18)	4(5)	49	30	20	16	M16x2P(M14x2P)	1.5X60°	3.5	图-1 Fig.1	
707412	YZ15C	143	62	86	22(25.5)	8(5)	55	43	38	20	M20x2.5P	1.5X60°	9.5	图-1 Fig.1	
707414	YZ18C	143	62	86	22(25.5)	8(5)	55	43	38	20	M20x2.5P	1.5X60°	9.5	图-1 Fig.1	
707416	YZ21C	159.5	80	90	25	9	97.5	50	62	40	M20x2.5P	3X60°	15.3	图-2 Fig.2	
707418	YZ24C	159.5	80	90	25	9	97.5	50	62	40	M20x2.5P	3X60°	15.3	图-2 Fig.2	

后拉式夹头专用生爪
SOFT AJWS ORR UPLL ABCK OPWER HCUCKS

尺寸图 >> Dimensions

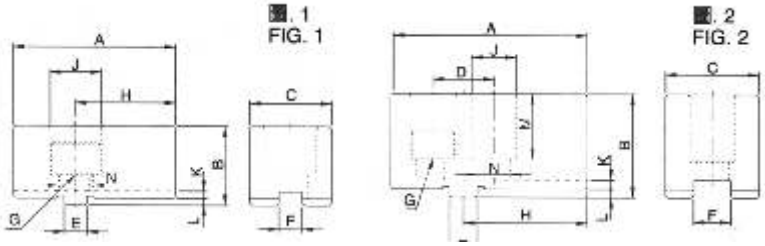

中空卡盘
中空油缸
后拉夹盘
中实卡盘
中实油缸
气动卡盘
超薄夹头
手动卡盘
轮毂夹盘
卡盘配件
生爪
硬爪
连接盘
拉料器
刀座
刀套
延长杆
顶尖
虎钳
分度盘
磨床工具
磁盘
万力
线割
表架
工具
车床卡盘
铣床虎钳
磨床磁盘
线割配件
机械工具

连结盘
MOUNTING LPATES

各种鼻端规格，
M ZG 链接盘均能选配使用
"MZG " mounting plates are available to any kinds of spindle noses.

尺寸图 >> Dimensions

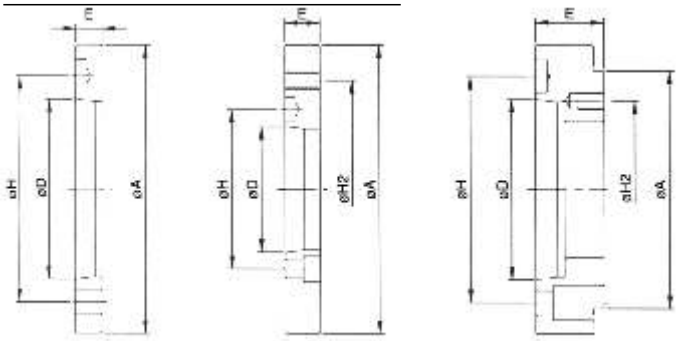

-1 Fig.1　-2 Fig.2　-3 Fig.3

规格表 >> Specifications

订购编码 Order umber	型号 MODEL	鼻端番号 Nose of Spindle D	A	H	H2	E	参考图 Reference rawing	单价 Price
707500	JT005A$_2$4	A$_2$4	110	82.6	- -	20	-1 ig-1	300
707502	JT006A$_2$5	A$_2$5	140	104.8	- -	15	-1 ig-1	300
707504	JT008A$_2$6	A$_2$6	170	133.4	- -	17	-1 ig-1	400
707506	JT010A$_2$8	A$_2$8	220	171.4	- -	18	-1 ig-1	500
707508	JT012A$_2$8	A$_2$8	220	171.4	- -	18	-1 ig-1	
707510	JT015A$_2$11	A$_2$11	300	235	- -	22	-1 ig-1	
707512	JT018A$_2$11	A$_2$11	300	235	- -	22	-1 ig-1	
707514	JT021A$_2$15	A$_2$15	380	300.2	- -	27	-1 ig-1	
707516	JT024A$_2$20	A$_2$20	520	463.6	- -	27	-1 ig-1	

订购编码 Order umber	型号 MODEL	鼻端番号 Nose of Spindle D	A	H	H2	E	参考图 Reference rawing	单价 Price
707600	JT005A$_2$5	A$_2$5	110	104.8	82.6	45	-3 ig-3 F	400
707602	JT006A$_2$4	A$_2$4	140	82.6	104.8	20	-2 ig-2 F	
707604	JT006A$_2$6	A$_2$6	140	133.4	104.8	40	-2 ig-2 F	
707606	JT08A$_2$8	A$_2$8	170	171.4	133.4	45	-2 ig-2 F	600
707608	JT08A$_2$5	A$_2$5	170	104.8	133.4	23	-2 ig-2 F	
707610	JT010A$_2$6	A$_2$6	220	133.4	171.4	28	-2 ig-2 F	750
707612	JT012A$_2$6	A$_2$6	220	133.4	171.4	28	-2 ig-2 F	
707614	JT012A$_2$11	A$_2$11	220	235	171.4	54	-2 ig-2 F	
707616	JT015A$_2$8	A$_2$8	300	171.4	235	33	-2 ig-2 F	
707618	JT018A$_2$8	A$_2$8	300	171.4	235	33	-2 ig-2 F	
707620	JT021A$_2$11	A$_2$11	380	235	330.2	41	-2 ig-2 F	
707622	JT024A$_2$11	A$_2$11	520	235	463.6	45	-2 ig-2 F	
707624	JT024A$_2$15	A$_2$15	520	330.2	463.6	42	-2 ig-2 F	

CNC 车床拉料器
BAR UPLLERS OR NCC ALTHES

拉料器适用于CNC车床及数控专用机刀塔上，可取代自动送料机，其拉料长度精确，为自动化之必备利器。

使用说明：
1 夹爪开合直径须比工件小3~5mm
2 工件夹持长度从爪面算起最少16mm。
3 R1夹持范围12~26
4 R2夹持范围27~46

尺寸图 >> Dimensions

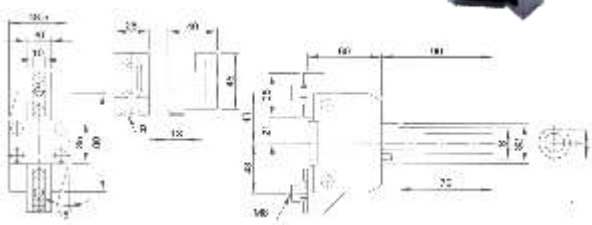

单价：500

订购编码：LLQ ..

Bar Puller is great for installing on the turret of CNC Lathes or other Automatic special purpose machines to substitute for automatic bar feeder. For the repetitive pulling length is very accurate; the use of Bar Puller is a very convenient and effective alternative for automatic machines.

Application: 1 The opening of bar puller shall be 3~5 mm less than the diameter of work piece.
2 The gripping length has to be more than 16mm from chuck surface.
3 R1 Gripping range:12~26mm.
4 R2 Gripping range:27~46mm.

R		S	T
R1	R2		
16	32	32	31.5
16	32	25	24.5

SHB 套筒 Sleeve



材质 Shank	产品型号 Model No	在库 Stock	寸法 Dimension (mm) ØD	Ød	L	H	适用刀具 Assembly Holder	零件 (Parts) 螺丝 Screw	L型扳手 Wrench	产品编码 Order Number	价格 Price
Steel 钢	SHB-1602	●	16	2	100	15	C02	JM40	L2	708100	200
	SHB-1603	●	16	3	100	15	C03			708102	200
	SHB-1604	●	16	4	100	15	C04/H04			708104	200
	SHB-1605	●	16	5	100	15	C05/H05			708106	200
	SHB-1606	●	16	6	100	15	C06/H06			708108	200
	SHB-1607	●	16	7	100	15	C07/S08	JM60	L3	708110	200
	SHB-1608	●	16	8	100	15	C08/S08			708112	200
	SHB-1610	●	16	10	100	15	C10/S10			708114	200
	SHB-2004	●	20	4	100	18	C04			708116	250
	SHB-2005	●	20	5	100	18	C05			708118	250
	SHB-2006	●	20	6	100	18	C06			708120	250
	SHB-2008	●	20	8	100	18	C08/S08	JM60	L3	708122	250
	SHB-2010	●	20	10	100	18	C10/S10			708124	250
	SHB-2012	●	20	12	100	18	C12/S12			708126	250
	SHB-2204	●	22	4	100	20	C04	JM40	L2	708128	300
	SHB-2205	●	22	5	100	20	C05			708130	300
	SHB-2206	●	22	6	100	20	C06			708132	300
	SHB-2208	●	22	8	100	20	C08/S08	JM60	L2	708134	300
	SHB-2210	●	22	10	100	20	C10/S10			708136	300
	SHB-2212	●	22	12	100	20	C12/S12			708138	300
	SHB-2216	●	22	16	100	20	C16/S16			708140	300

MTHR 内孔刀具定位座 MTHR altheuQick eCnter lBck

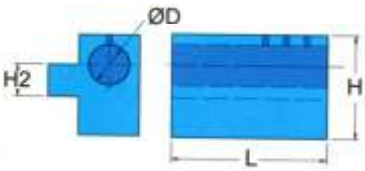

产品编码 Order Number	产品型号 Model No	在库 Stock	寸法 Dimension (mm) D	L	L1	H	H2	价格 Price
708200	MTHR2032	●	32	80	18	64	20	500
708202	MTHR2532	●	32	80	18	64	25	500
708204	MTHR2540	●	40	90	30	76	25	500
708206	MTHR3240	●	40	90	30	76	32	500
708210	MTHR2040	●	40	90	30	76	20	500

MCH 中心钻刀杆 Centre-drill holder

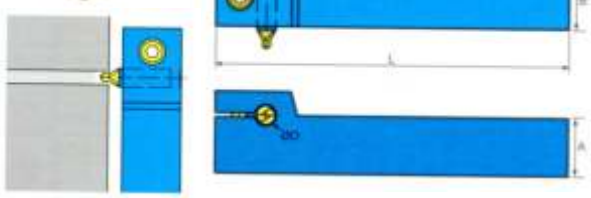

产品编码 Order Number	产品型号 Model No	在库 Stock	尺寸 Dimension (mm) D	A	B	L	H1	零件 (Parts) 螺丝 Screw	L型扳手 Wrench	价格 Price
708220	MCH2020K-05	●	5	20	20	125	20	FS40	L2	500
708222	MCH2020K-06	●	6	20	20	125	20	FS50	L2.5	500
708224	MCH2020K-08	●	8	20	20	125	20	FS60	L3	500
708226	MCH2020K-10	●	10	20	20	125	20	FS80	L4	500
708228	MCH2525M-05	●	5	25	25	150	25	FS40	L2	500
708230	MCH2525M-06	●	6	25	25	150	25	FS50	L2.5	500
708232	MCH2525M-08	●	8	25	25	150	25	FS60	L3	500
708234	MCH2525M-10	●	10	25	25	150	25	FS80	L4	500

中空卡盘
中空油缸
后拉夹盘
中实卡盘
中实油缸
气动卡盘
超薄夹头
手动卡盘
轮毂夹盘
卡盘配件
生爪硬爪
连接盘
拉料器
刀座
刀套
延长杆
顶尖
虎钳
分度盘
磨床工具
磁盘
万力
线割表架
工具
车床卡盘
铣床虎钳
磨床磁盘
线割配件
机械工具

车床套筒 Sleeve

FIG-1

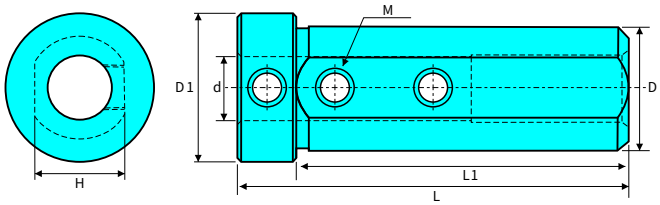

FIG-2

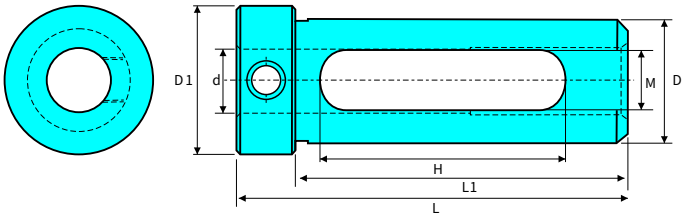

产品编码 Order number	产品型号 Model No	在库 Stock	尺寸 Dimension (mm) d	D	L	L1	D1	H	M	图解 Fig	价格 Price
708300	D16-T03	●	3	16	62	55	19	14.5	M4	1	300
708302	D16-T04	●	4						M4		250
708304	D16-T05	●	5						M5		250
708306	D16-T06	●	6						M5		250
708308	D16-T07	●	7						M6		250
708310	D16-T08	●	8						M6		250
708312	D16-T10	●	10				24.5		M4		250
708314	D16-T12	●	12				19	50	9	2	250
708316	D20-T02	●	2	20	67	60	27	17.5	M6	1	300
708318	D20-T03	●	3								300
708320	D20-T04	●	4								200
708322	D20-T05	●	5								200
708324	D20-T06	●	6								200
708326	D20-T07	●	7								200
708328	D20-T08	●	8								200
708330	D20-T09	●	9								200
708332	D20-T10	●	10								200
708334	D20-T12	●	12								200
708336	D20-T13	●	13								200
708338	D20-T14	●	14					40	13	2	200
708340	D20-T16	●	16								200
708342	D20-MTA1	●	MTA1					-	-		300
708344	D20-MTA2	●	MTA2								300
708346	D25-T04	●	4	25	64	58	35	23.5	M6	1	200
708348	D25-T05	●	5								200
708350	D25-T06	●	6								200
708352	D25-T07	●	7								200
708354	D25-T08	●	8								200
708356	D25-T09	●	9								200
708358	D25-T10	●	10								200
708360	D25-T12	●	12								200
708362	D25-T13	●	13								200
708364	D25-T14	●	14								200
708366	D25-T16	●	16					51	12	2	200
708368	D25-T18	●	18								200
708370	D25-T20	●	20								200
708372	D25-T22	●	22								200
708374	D25-MTA1	●	MTA1					-	-		300
708376	D25-MTA2	●	MTA2								300

产品编码 Order umber	产品型号 Model No	在库 Stock	尺寸 Dimension (mm) d	D	L	L1	D1	H	M	图解 Fig	价格 Price
708400	D32-T04	●	4	32	85	70	38	29.5	M6	1	200
708402	D32-T05	●	5								200
708404	D32-T06	●	6								200
708406	D32-T07	●	7								200
708408	D32-T08	●	8								200
708410	D32-T09	●	9		85	55			M8		200
708412	D32-T10	●	10								200
708414	D32-T12	●	12								200
708416	D32-T13	●	13								200
708418	D32-T14	●	14								200
708420	D32-T16	●	16								200
708422	D32-T18	●	18								200
708424	D32-T20	●	20					77	14	2	200
708426	D32-T22	●	22								200
708428	D32-T25	●	25								200
708430	D32-MTA1	●	MTA1					-	-		300
708432	D32-MTA2	●	MTA2								300
708434	D32-MTA3	●	MTA3								300
708436	D40-T04	●	4	40	100	85	46	38	M8	1	250
708438	D40-T05	●	5								250
708440	D40-T06	●	6								250
708442	D40-T07	●	7								250
708444	D40-T08	●	8								250
708446	D40-T09	●	9								250
708448	D40-T10	●	10								250
708450	D40-T12	●	12								250
708452	D40-T13	●	13								250
708454	D40-T14	●	14								250
708456	D40-T16	●	16								250
708458	D40-T18	●	18								250
708460	D40-T20	●	20					77	14	2	250
708462	D40-T22	●	22								250
708464	D40-T25	●	25								250
708466	D40-T30	●	30								250
708468	D40-T32	●	32								250
708470	D40-MTA1	●	MTA1					-	-		350
708472	D40-MTA2	●	MTA2								350
708474	D40-MTA3	●	MTA3								350
708476	D40-MTA4	●	MTA4								350
708478	D50-T08	●	8	50	100	85	58	48	M8	1	500
708480	D50-T10	●	10								500
708482	D50-T12	●	12								500
708484	D50-T16	●	16								500
708486	D50-T20	●	20								500
708488	D50-T25	●	25								500
708490	D50-T32	●	32					77	14	2	500
708492	D50-T40	●	40								500
708494	D50-MTA3	●	MTA3					-	-		500
708496	D50-MTA4	●	MTA4								500
708498	D50-MTA5	●	MTA5								500

中空卡盘
中空油缸
后拉夹盘
中实卡盘
中实油缸
气动卡盘
超薄夹头
手动卡盘
轮毂夹盘
卡盘配件
生爪硬爪
连接盘
拉料器
刀座
刀套
延长杆
顶尖
虎钳
分度盘
磨床工具
磁盘
万力
线割表架
工具
车床卡盘
铣床虎钳
磨床磁盘
线割配件
机械工具

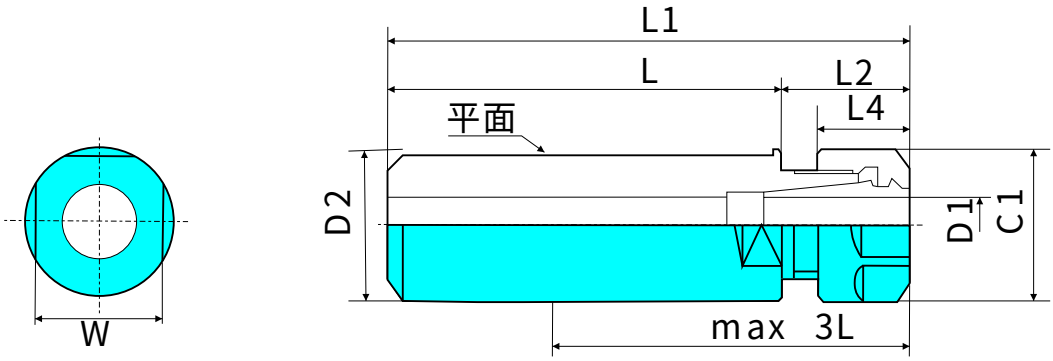

产品编码 Order Number	产品型号 Model No	在库 Stock	尺寸 Dimension (mm) L	L1	L2	max 3L	L4	C1	D1	D2	适配夹头 Collet	扳手 Nut Wrench	价格 Price
708500	SSH16-ECH7-32	●	32	48	16	35	11.5	23	0.5-7	16	AR11	FK-3	300
708502	SSH16-ECH7-70	●	70	94	24	55							300
708504	SSH20-ECH7-45	●	45	61	16	45				20			300
708506	SSH20-ECH7-70	●	70	94	24	55							300
708508	SSH20-ECH7-105	●	105	129	24	70							300
708510	SSH20-ECH10-40	●	40	63	23	45	17	32	0.5-10		AR16	FK-4	300
708512	SSH20-ECH10-70	●	70	105	35	70							300
708514	SSH20-ECH10-105	●	105	140	35	80							300
708516	SSH20-ECH13-70	●	70	106	36	75	19	36	1-13		AR20	FK-5	300
708518	SSH25-ECH7-62	●	62	86	24	55	11.5	23	0.5-7	25	AR11	FK-3	400
708520	SSH25-ECH10-70		70	105	35	70	17	32	0.5-10		AR16	FK-4	400
708522	SSH25-ECH10-105		105	140	35	80							400
708524	SSH25-ECH13-70		70	106	36	75	19	36	1-13		AR20	FK-5	400
708526	SSH25-ECH16-70		70	110	40	80	20	43	1-16		AR25	FK-6	400
708528	SSH32-ECH13-80		80	116	36	75	19	36	1-13	32	AR20	FK-5	500
708530	SSH32-ECH16-80		80	120	40	80	20	43	1-16		AR25	FK-6	500
708532	SSH32-ECH20-80		80	128	48	100	23	51	2-20		AR32	FK-8	500
708534	SSH40-ECH20-80		80	128	48	100				40			600
708536	SSH40-ECH20-110		110	158	48	100							600

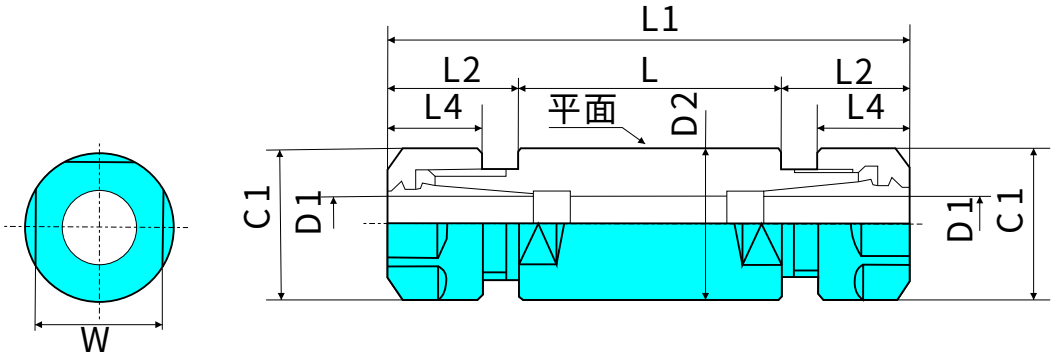

产品编码 Order Number	产品型号 Model No	在库 Stock	尺寸 Dimension (mm) L	L1	L2	C1	L4	D1	D2	适配夹头 Collet	扳手 Nut Wrench	价格 Price
708600	SSH20-ECH7WS-33	●	33	65	16	19	11.5	0.5-7	20	AR11	SP-17A	500
708602	SSH20-ECH7WS-53	●	53	85								500
708604	SSH3/4-ECH7WS-33	●	33	65					19.05			500
708606	SSH3/4-ECH7WS-53	●	53	85								500
708608	SSH22-ECH10WM-70	●	70	122	26	22	18	0.5-10	22	AR16	AE-16M	600
708610	SSH22-ECH10WM-85	●	85	137								600
708612	SSH22-ECH7WMS-100	●	100	142.5	16.5	19	11.5	0.5-7		AR11	AP-17A	600
708614	SSH22-ECH10WMS-100	●	100	142.5	26	22	18	0.5-10		AR16	AE-16M	600
708616	SSH32-ECH13WM-55	●	55	109	27	28	19	1-13	32	AR20	AE-20M	800
708618	SSH32-ECH13WM-85	●	85	138	27	28	19			AR20	AE-20M	800

车床用刀柄 - 带冷却孔型 COLLET OHLDER OFR OCOLANT

It s ised ogtether itw aoolant olket.
A ipping csew s in het alok rchet idse fo aldehr.

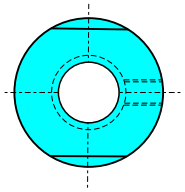

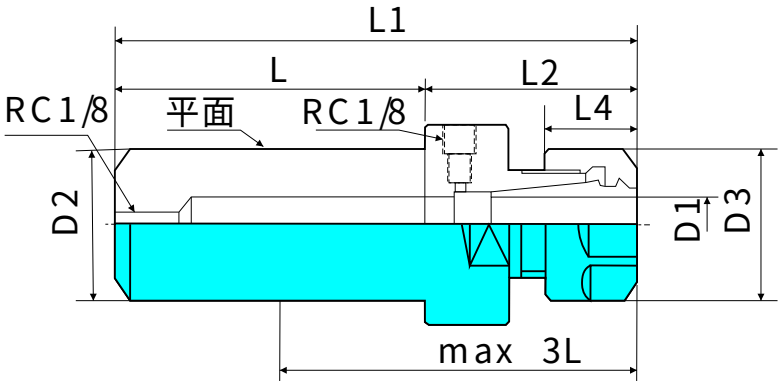

产品编码 Order Number	产品型号 Model No	在库 Stock	尺寸 Dimension (mm) L	L1	L2	max 3L	L4	D3	D1	D2	适配夹头 Collet	扳手 Nut Wrench	价格 Price
708700	SSH20-ECH7OH-40	●	70	106	36	83	11.5	23	0.5-7	20	AR11	FK-3	400
708702	SSH20-ECH10OH-40	●	40	85	45	55	17	32	0.5-10		AR16	FK-4	400
708704	SSH20-ECH10OH-70	●	70	115	45	85							400
708706	SSH20-ECH13OH-70	●	70	117.5	47.5	85	19	36	1-13		AR20	FK-5	400
708708	SSH25-ECH10OH-70	●	70	115	45	85	17	32	0.5-10	25	AR16	FK-4	500
708710	SSH25-ECH10OH-105	●	105	150	45	95							500
708712	SSH25-EOH13OH-70	●	70	117.5	47.5	85	19	36	1-13		AR20	FK-5	500
708714	SSH25-ECH16OH-70	●	70	121	51	85	20	43	1-16		AR25	FK-6	500
708716	SSH32-ECH13OH-75	●	75	122.5	47.5	85	19	36	1-13	32	AR20	FK-5	600
708718	SSH32-ECH16OH-75	●	75	126	51	85	20	43	1-16		AR25	FK-6	600
708720	SSH32-ECH20OH-75	●	75	134	59	90	23	51	2-20		AR32	FK-8	600
708722	SSH3/4-ECH10OH-105	●	105	150	45	94	17	32	0.5-10	19.05	AR16	FK-4	400
708724	SSH1-ECH10OH-105	●	105	150	45	94				25.4			500

车床用刀柄 - 带冷却孔型 COLLET OHLDER OFR OCOLANT

It s ised ogtether itw aoolant olket.
A ipping csew s in het alok rchet idse fo aldehr.

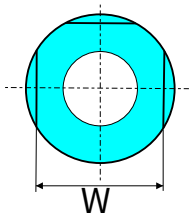

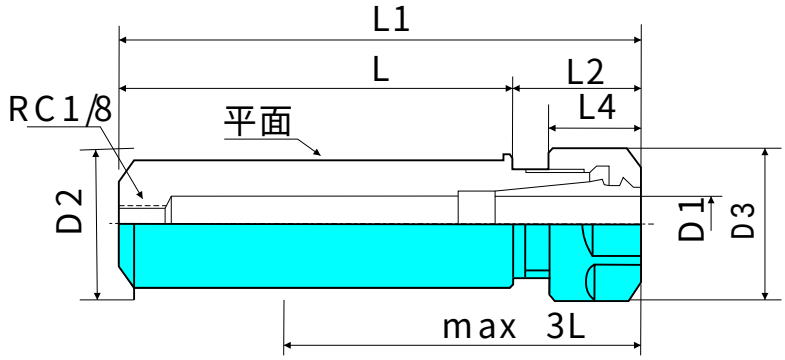

产品编码 Order Number	产品型号 Model No	在库 Stock	尺寸 Dimension (mm) L	L1	L2	max 3L	L4	D3	D1	D2	D2	适配夹头 Collet	扳手 Nut Wrench	价格 Price
708800	SSH20-ECH7SOH-40	●	40	56	16	33	11.5	19	0.5-7	20	17	AR11	SP-17A	350
708802	SSH20-ECH10SOH-40	●	40	62	22	36	17	28	0.5-10			AR16	SP-25	350
708804	SSH20-ECH10SOH-70	●	70	90	22	66								350
708806	SSH25-ECH10SOH-40	●	40	63	23	37				25	22			450
708808	SSH25-ECH10SOH-50	●	50	73	23	47								450
708810	SSH25-SOH13SOH-50	●	50	73.5	23.5	46	19	34	1-13			AR20	SP-30	450
708812	SSH32-ECH20SOH-80	●	80	115	35	75	23	50	2-20	32	36	AR32	FK-7	500

中空卡盘
中空油缸
后拉夹盘
中实卡盘
中实油缸
气动卡盘
超薄夹头
手动卡盘
轮毂夹盘
卡盘配件
生爪硬爪
连接盘
拉料器
刀座
刀套
延长杆
顶尖
虎钳
分度盘
磨床工具
磁盘
万力
线割
表架
工具
车床卡盘
铣床虎钳
磨床磁盘
线割配件
机械工具

标准型回转顶尖 STANDARD LIVE CENTER

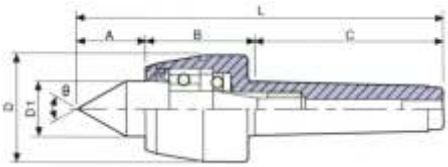

订购编码 Order Number	规格型号 Model	A	B	C	D	D1	d	L	Co精度 Accuracy	θ	G.W.重量 Weight kgs		单价 Price
709100	BZ-MT.3H	39	55	86	53	30	-	180	0.005	60°	1.28kgs	合金尖	
709102	BZ-MT.4H	42	62	108	63	32	-	208	0.005	60°	2.20kgs		
709104	BZ-MT.5H	49	71	136	83	40	-	256	0.005	60°	4.33kgs		
709106	BZ-MT.5H	80	110	189	128	70	-	379	0.008	60°	14.2kgs		
709108	BZ-MT.1B	17	43	70	35	15	-	120	0.005	60°	0.75kgs	标准尖	
709110	BZ-MT.2B	24	41	80	45	20	-	145	0.005	60°	0.95kgs		
709112	BZ-MT.3B	39	55	86	53	30	-	180	0.005	60°	1.28kgs		
709114	BZ-MT.4B	42	62	108	63	32	-	208	0.005	60°	2.20kgs		
709116	BZ-MT.5B	49	71	136	83	40	-	256	0.005	60°	4.33kgs		
709118	BZ-MT.6B	80	110	189	128	70	-	379	0.008	60°	14.2kgs		
709120	BZ-MT.3X	45	55	86	53	30	10	186	0.005	60°	1.28kgs	细长尖	
709122	BZ-MT.4X	52	62	108	63	32	12	218	0.005	60°	2.20kgs		
709124	BZ-MT.5X	59	71	136	83	40	14	266	0.005	60°	4.42kgs		

标准重型回转顶尖 STANDARD HEAVY-DUTY LIVE CENTER

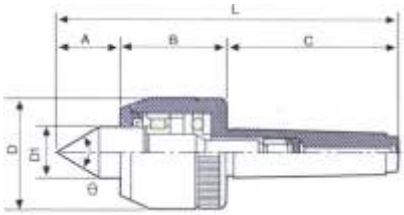

订购编码 Order Number	规格型号 Model	A	B	C	D	D1	d	L	Co精度 Accuracy	θ	G.W.重量 Weight kgs		单价 Price
709200	ZXB-MT.3H	35	65	86	64	25	-	186	0.005	60°	1.9kgs	合金尖	
709202	ZXB-MT.4H	41	74	108	73	32	-	223	0.005	60°	2.85kgs		
709204	ZXB-MT.5H	49	78	136	94	40	-	263	0.005	60°	5.6kgs		
709206	ZXB-MT.3B	35	65	86	64	25	-	186	0.005	60°	1.9kgs	标准尖	
709208	ZXB-MT.4B	41	74	108	73	32	-	223	0.005	60°	2.85kgs		
709210	ZXB-MT.5B	49	78	136	94	40	-	263	0.005	60°	5.6kgs		

精密高速回转顶尖 HIGH-SPEED PRECISION LIVE CENTER

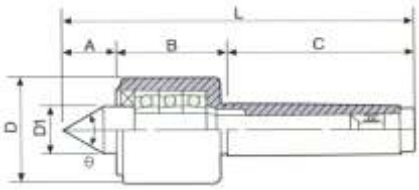

订购编码 Order Number	规格型号 Model	A	B	C	D	D1	d	L	Co精度 Accuracy	θ	G.W.重量 Weight kgs		单价 Price
709300	GS-MT.3H	38	58	86	48	30	-	182	0.005	60°	1.25kgs	合金尖	
709302	GS-MT.4H	45	65	108	62	32	-	215	0.005	60°	2.22kgs		
709304	GS-MT.5H	50	70	136	72	40	-	256	0.005	60°	3.60kgs		
709306	GS-MT.3B	38	58	86	48	30	-	182	0.005	60°	1.25kgs	标准尖	
709308	GS-MT.4B	45	65	108	62	32	-	215	0.005	60°	2.22kgs		
709310	GS-MT.5B	50	70	136	72	40	-	256	0.005	60°	3.60kgs		
709312	GS-MT.3C	48	58	86	48	30	10	192	0.005	60°	1.28kgs	细长尖	
709314	GS-MT.4C	52	65	108	62	32	12	225	0.005	60°	2.26kgs		
709316	GS-MT.5C	60	70	136	72	40	14	266	0.005	60°	3.66kgs		

大型重载顶尖 LARGE-DUTY NVE ENTER

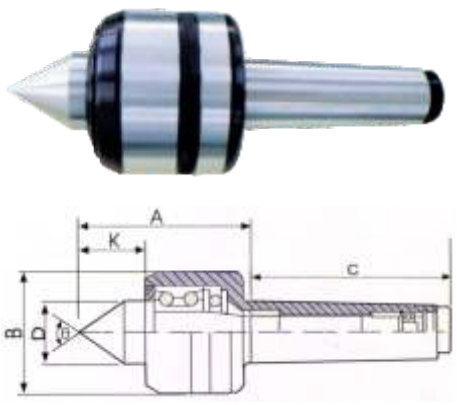

订购编码 Order Number	规格型号 Model	MT6-6T	MT6-8T	MT6-10T	M80-8T	M80-10T	M80-12T	单价 Price
709400	最大承载工件重量(kg)	6000	8000	10000	8000	10000	12000	
709402	定心精度(mm)	0.01	0.01	0.01	0.01	0.01	0.01	
709404	A	196	215	215	196	215	257	
709406	B	140	160	180	160	180	200	
709408	D	60	70	80	70	80	85	
709410	K	62	68	77	68	77	86	
709412	θ	60°	60°	60°	60°	60°	60°	

外旋回转顶尖 SIDES NVE ENTER

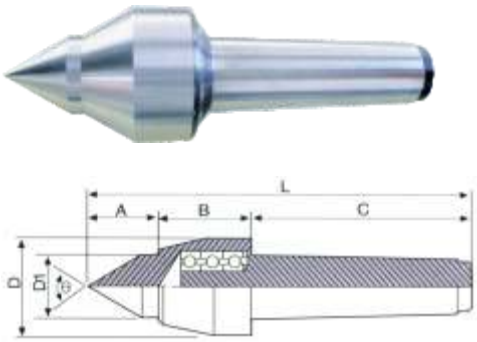

订购编码 Order Number	规格型号 Model	A	B	C	D	D1	d	L	Co精度 Accuracy	θ	G.W.重量 Weight kgs		单价 Price
709500	WX-MT.3H	39	55	86	53	45	-	180	0.005	60°	1.28kgs	合金尖	
709502	WX-MT.4H	42	62	108	63	53	-	208	0.005	60°	2.20kgs		
709504	WX-MT.5H	49	71	136	83	68	-	256	0.005	60°	4.33kgs		
709506	WX-MT.3B	39	55	86	53	45	-	180	0.005	60°	1.28kgs	标准尖	
709508	WX-MT.4B	42	62	108	63	53	-	208	0.005	60°	2.20kgs		
709510	WX-MT.5B	49	71	136	83	68	-	256	0.005	60°	4.33kgs		
709512	WX-MT.3X	45	55	86	53	45	10	186	0.005	60°	1.28kgs	细长尖	
709514	WX-MT.4X	52	62	108	63	53	12	218	0.005	60°	2.20kgs		
709516	WX-MT.5X	59	71	136	83	68	14	266	0.005	60°	4.42kgs		

外旋回转顶尖 SIDES NVE ENTER

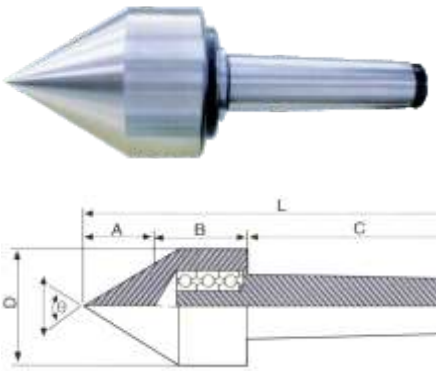

订购编码 Order Number	规格型号 Model	A	B	C	D	D1	d	L	Co精度 Accuracy	θ	G.W.重量 Weight kgs		单价 Price
709600	WX-MT.3C	28	55	86	60	-		169	0.005	60°	1.8kgs	标准尖	
709602	WX-MT.4C	30	62	108	80	-		196	0.005	60°	2.4kgs		
709604	WX-MT.5C	34	71	136	120	-		266	0.005	60°	5.0kgs		

中空卡盘
中空油缸
后拉夹盘
中实卡盘
中实油缸
气动卡盘
超薄夹头
手动卡盘
轮毂夹盘
卡盘配件
生爪
硬爪
连接盘
拉料器
刀座
刀套
延长杆
顶尖
虎钳
分度盘
磨床工具
磁盘
万力
线割
表架
工具
车床卡盘
铣床虎钳
磨床磁盘
线割配件
机械工具

回转顶尖系列
LIVE CENTER

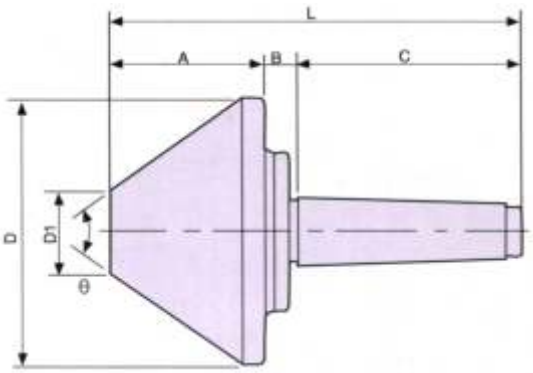

伞型顶尖 BULL NOSE CENTER

订购编码 Order Number	规格型号 Model	A	B	C	D	D1	L	Co精度 Accuracy	θ	G.W.重量 Weight kgs	单价 Price
709700	SX 63-MT.2	46	17	69	60	12	132	0.005	60 °	0.9kgs	
709702	SX 63-MT.3	46	17	86	60	12	149	0.005	60 °	1.0kgs	
709704	SX 78-MT.3	52	18	86	80	15	156	0.005	70 °	1.3kgs	
709706	SX 106-MT.3	59	16	86	100	25	161	0.008	70 °	2.7kgs	
709708	SX 63-MT.4	46	17	108	60	12	171	0.005	60 °	1.0kgs	
709710	SX 78-MT.4	52	18	108	80	15	178	0.005	70 °	1.45kgs	
709712	SX 106-MT.4	59	16	108	100	25	183	0.008	70 °	3.0kgs	
709714	SX 128-MT.4	73	12	108	130	40	193	0.008	70 °	4.8kgs	
709716	SX 156-MT.4	88	12	108	150	45	208	0.010	70 °	7.6kgs	
709718	SX 206-MT.4	98	12	108	200	81	218	0.010	70 °	17kgs	
709720	SX 258-MT.4	107	13	108	250	92	228	0.015	80 °	27kgs	
709722	SX 128-MT.5	73	12	136	130	40	221	0.008	70 °	5.8kgs	
709724	SX 156-MT.5	88	12	136	150	45	236	0.010	70 °	8.5kgs	
709726	SX 206-MT.5	98	12	136	200	81	246	0.015	70 °	18kgs	
709728	SX 258-MT.5	107	13	136	250	92	256	0.015	80 °	28kgs	
709730	SX 306-MT.5	107	30	136	300	120	273	0.020	90 °	37.5kgs	
709732	SX 206-MT.6	98	12	190	200	81	300	0.010	70 °	20.6kgs	
709734	SX 258-MT.6	107	13	190	250	92	310	0.015	80 °	30.6kgs	
709736	SX 306-MT.6	107	30	190	300	120	327	0.020	90 °	40kgs	

固定顶尖系列
DEAD ECNTER

半缺顶尖(镶硬质合金) CARBIDE HALF-NOTCHED CENTER

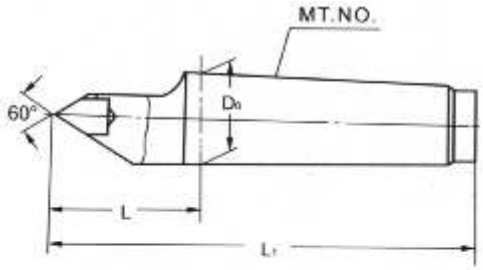

订购编码 Order Number	型号、规格 Model & Specification	锥度号 Taper	do	D1	L1	单价 Price
709800	D142	MT.2	17.780	36	100	100
709802	D143	MT.3	23.825	44	125	125
709804	D144	MT.4	31.267	58	160	160
709806	D145	MT.5	44.399	70	200	200
709808	D146	MT.6	63.348	98	280	280

固定顶尖 DEAD CENTER

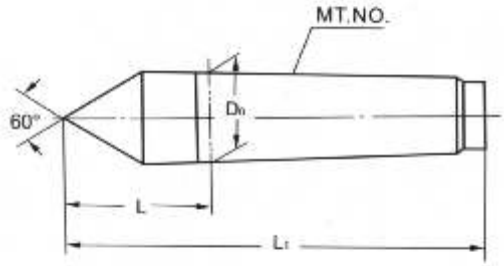

订购编码 Order Number	型号、规格 Model & Specification		锥度号 Taper	do	D1	L1	单价 Price
	普通级 Ordinary Class	精密级 Accurate Class					
709810	D11φ4	D11φ4	1:20	4	10	33	33
709812	D11φ6	D11φ6		6	15	47	47
709814	D11φ80	D11φ80		80	119	315	315
709816	D11φ100	D11φ100		100	128	360	360
709818	D110	D110	MT.0	9.045	20	70	70
709820	D111	D111	MT.1	12.065	26	80	80
709822	D112	D112	MT.2	17.780	36	100	100
709824	D113	D113	MT.3	23.825	44	125	125
709826	D114	D114	MT.4	31.267	58	160	160
709828	D115	D115	MT.5	44.399	70	200	200
709830	D116	D116	MT.6	63.348	98	280	280

固定顶尖(镶硬质合金)
CARBIDE DEAD CENTER

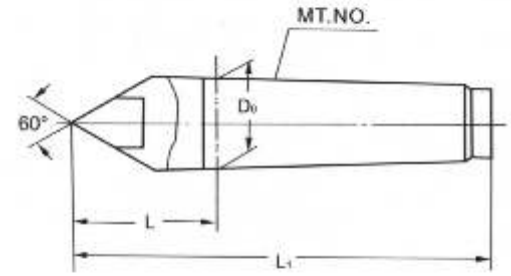

订购编码 Order Number	型号、规格 Model & Specification	锥度号 Taper	do	D1	L1	单价 Price
709840	D121	MT.1	12.065	26	80	80
709842	D122	MT.2	17.780	36	100	100
709844	D123	MT.3	23.825	44	125	125
709846	D124	MT.4	31.267	58	160	160
709848	D125	MT.5	44.399	70	200	200
709850	D126	MT.6	63.348	98	280	280

半缺顶尖 HALF-NOTCHED CENTER

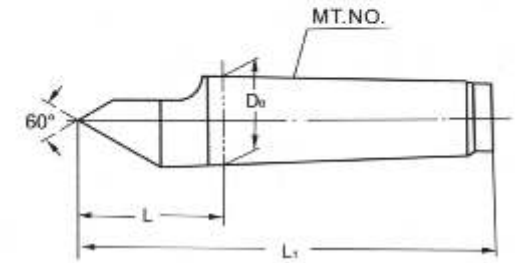

订购编码 Order Number	型号、规格 Model & Specification		锥度号 Taper	do	D1	L1	单价 Price
	普通级 Ordinary Class	精密级 Accurate Class					
709852	D130	DM130	MT.0	9.045	20	70	70
709854	D131	DM131	MT.1	12.065	26	80	80
709856	D132	DM132	MT.2	17.780	36	100	100
709858	D133	DM133	MT.3	23.825	44	125	125
709860	D134	DM134	MT.4	31.267	58	160	160
709862	D135	DM135	MT.4	44.399	70	200	200
709864	D136	Dm136	MT.6	63.348	98	280	280