5920
可调式搪孔头
BORING HEAD
GIN-BHC2

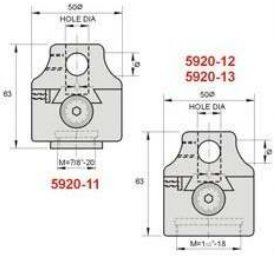

Order No.	Model	ACTUAL SIZE	OVERALL LENGTH	BORING BAR HOLE SIZE	CENTER DIST BETWEEN HOLES	CROSS HOLE DIA	OFFSET	M	N.W. (Kg)
5920-11	BHC, inch	2"Dia	2-7/16"	1/2"	5/8"	1/2"	5/8"	7/8"-20	0.7
5920-12	BHC, m/m	φ 50	63	12	15	12	15	1-1/2-18"	0.7
5920-13	BHC, inch	2"Dia	2-7/16"	1/2"	5/8"	1/2"	5/8"	1-1/2-18"	0.7

5920A
可调式搪孔头+接柄
BORING HEAD+SHANK

Order No.	Model	Specification	N.W. (Kg)
5920A-02	BHC2+BT40	M16×P2.0	2.4
5920A-04	BHC2+BT50	M24×P3.0	5.3
5920A-06	BHC2+R8	7/16"×20UNC	1.8
5920A-08	BHC2+NT30	1/2"×20UNC	1.7
5920A-10	BHC2+NT30	M12×P1.75	1.7
5920A-12	BHC2+NT40	5/8"×11UNC	2.3
5920A-14	BHC2+NT40	M16×P2.0	2.3
5920A-16	BHC2+NT50	1"×8NC	4.5
5920A-18	BHC2+NT50	M24×P3.0	4.5
5920A-20	BHC2+MT2	3/8"×16UNC	1.4
5920A-22	BHC2+MT2	M10×P1.5	1.4
5920A-24	BHC2+MT3	3/8"×16UNC	1.55
5920A-26	BHC2+MT3	1/2"×13UNC	1.55
5920A-28	BHC2+MT3	1/2"×20UNC	1.55
5920A-30	BHC2+MT3	M12×P1.75	1.55
5920A-32	BHC2+MT4	5/8"×11UNC	1.9
5920A-34	BHC2+MT4	M16×P2.0	1.9
5920A-36	BHC2+MT5	1"×8NC	2.6
5920A-38	BHC2+MT5	M24×P3.0	2.6
5920A-40	BHC2+MT2	TANGED	1.5
5920A-42	BHC2+MT3	TANGED	1.6
5920A-44	BHC2+MT4	TANGED	2
5920A-46	BHC2+MT5	TANGED	3
5920A-48	BHC2+20φ	20φ×60L	1.5
5920A-50	BHC2+25φ	25φ×60L	1.55
5920A-52	BHC2+32φ	32φ×60L	1.7

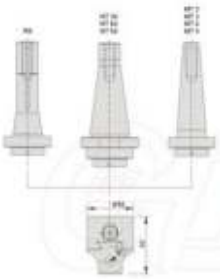

5920B
可调式搪孔头+接柄+搪孔杆
BORING HEAD+SHANK+BAR

Order No.	Model	Specification	Bar	N.W. (Kg)
5920B-02	BHC2+BT40	M16×P2.0	φ12×63	2.55
5920B-04	BHC2+BT50	M24×P3.0	φ12×63	5.55
5920B-06	BHC2+R8	7/16"×20UNC	φ12×63	1.95
5920B-08	BHC2+NT30	1/2"×20UNC	φ12×63	1.85
5920B-10	BHC2+NT30	M12×P1.75	φ12×63	1.85
5920B-12	BHC2+NT40	5/8"×11UNC	φ12×63	2.45
5920B-14	BHC2+NT40	M16×P2.0	φ12×63	2.45
5920B-16	BHC2+NT50	1"×8NC	φ12×63	4.65
5920B-18	BHC2+NT50	M24×P3.0	φ12×63	4.65
5920B-20	BHC2+MT2	3/8"×16UNC	φ12×63	1.55
5920B-22	BHC2+MT2	M10×P1.5	φ12×63	1.55
5920B-24	BHC2+MT3	3/8"×16UNC	φ12×63	1.7
5920B-26	BHC2+MT3	1/2"×13UNC	φ12×63	1.7
5920B-28	BHC2+MT3	1/2"×20UNC	φ12×63	1.7
5920B-30	BHC2+MT3	M12×P1.75	φ12×63	1.7
5920B-32	BHC2+MT4	5/8"×11UNC	φ12×63	2.05
5920B-34	BHC2+MT4	M16×P2.0	φ12×63	2.05
5920B-36	BHC2+MT5	1"×8NC	φ12×63	2.75
5920B-38	BHC2+MT5	M24×P3.0	φ12×63	2.75
5920B-40	BHC2+MT2	TANGED	φ12×63	1.65
5920B-42	BHC2+MT3	TANGED	φ12×63	1.75
5920B-44	BHC2+MT4	TANGED	φ12×63	2.15
5920B-46	BHC2+MT5	TANGED	φ12×63	3.15
5920B-48	BHC2+20φ	20φ×60L	φ12×63	1.65
5920B-50	BHC2+25φ	25φ×60L	φ12×63	1.7
5920B-52	BHC2+32φ	32φ×60L	φ12×63	1.85

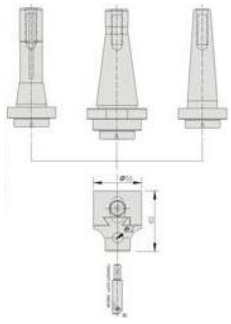

5920C 可调式搪孔头+接柄+各种式刀杆
BORING HEAD+SHANK+TOOL

Order No.	Model	Specification	Tool	N.W. (Kg)
5920C-02	BHC2+BT40	M16×P2.0	+BH12-08/12/20	2.65
5920C-04	BHC2+BT50	M24×P3.0	+BH12-08/12/20	5.65
5920C-06	BHC2+R8	7/16"×20UNC	+BH12-08/12/20	2.05
5920C-08	BHC2+NT30	1/2"×20UNC	+BH12-08/12/20	1.95
5920C-10	BHC2+NT30	M12×P1.75	+BH12-08/12/20	1.95
5920C-12	BHC2+NT40	5/8"×11UNC	+BH12-08/12/20	2.55
5920C-14	BHC2+NT40	M16×P2.0	+BH12-08/12/20	2.55
5920C-16	BHC2+NT50	1"×8NC	+BH12-08/12/20	4.75
5920C-18	BHC2+NT50	M24×P3.0	+BH12-08/12/20	4.75
5920C-20	BHC2+MT2	3/8"×16UNC	+BH12-08/12/20	1.65
5920C-22	BHC2+MT2	M10×P1.5	+BH12-08/12/20	1.65
5920C-24	BHC2+MT3	3/8"×16UNC	+BH12-08/12/20	1.8
5920C-26	BHC2+MT3	1/2"×13UNC	+BH12-08/12/20	1.8
5920C-28	BHC2+MT3	1/2"×20UNC	+BH12-08/12/20	1.8
5920C-30	BHC2+MT3	M12×P1.75	+BH12-08/12/20	1.8
5920C-32	BHC2+MT4	5/8"×11UNC	+BH12-08/12/20	2.15
5920C-34	BHC2+MT4	M16×P2.0	+BH12-08/12/20	2.15
5920C-36	BHC2+MT5	1"×8NC	+BH12-08/12/20	2.85
5920C-38	BHC2+MT5	M24×P3.0	+BH12-08/12/20	2.85
5920C-40	BHC2+MT2	TANGED	+BH12-08/12/20	1.75
5920C-42	BHC2+MT3	TANGED	+BH12-08/12/20	1.75
5920C-44	BHC2+MT4	TANGED	+BH12-08/12/20	2.25
5920C-46	BHC2+MT5	TANGED	+BH12-08/12/20	3.25
5920C-48	BHC2+20φ	20φ×60L	+BH12-08/12/20	1.75
5920C-50	BHC2+25φ	25φ×60L	+BH12-08/12/20	1.8
5920C-52	BHC2+32φ	32φ×60L	+BH12-08/12/20	1.95

最小搪孔直径 10mm，
最大搪孔直径 150mm
最大搪孔深度 50mm，
如附表可更换任何锥柄

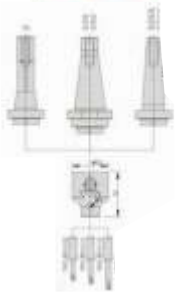

5920D 2"C型套装搪孔头（套装）柄
BORING HEAD SETS(BHC2)

Order No.	Model	Specification	N.W. (Kg)
5920D-01	BHC2	Without shank	1.4
5920D-02	BHC2-BT40	M16×P2.0	2.65
5920D-04	BHC2-BT50	M24×P3.0	5.65
5920D-06	BHC2-R8	7/16"×20UNC	2.05
5920D-08	BHC2-NT30	1/2"×20UNC	1.95
5920D-10	BHC2-NT30	M12×P1.75	1.95
5920D-12	BHC2-NT40	5/8"×11UNC	2.55
5920D-14	BHC2-NT40	M16×P2.0	2.55
5920D-16	BHC2-NT50	1"×8NC	4.75
5920D-18	BHC2-NT50	M24×P3.0	4.75
5920D-20	BHC2-MT2	3/8"×16UNC	1.65
5920D-22	BHC2-MT2	M10×P1.5	1.65
5920D-24	BHC2-MT3	3/8"×16UNC	1.8
5920D-26	BHC2-MT3	1/2"×13UNC	1.8
5920D-28	BHC2-MT3	1/2"×20UNC	1.8
5920D-30	BHC2-MT3	M12×P1.75	1.8
5920D-32	BHC2-MT4	5/8"×11UNC	2.15
5920D-34	BHC2-MT4	M16×P2.0	2.15
5920D-36	BHC2-MT5	1"×8NC	2.85
5920D-38	BHC2-MT5	M24×P3.0	2.85
5920D-40	BHC2-MT2	TANGED	1.75
5920D-42	BHC2-MT3	TANGED	1.75
5920D-44	BHC2-MT4	TANGED	2.25
5920D-46	BHC2-MT5	TANGED	3.25

最小搪孔直径 10mm，
最大搪孔直径 150mm

最大搪孔深度 50mm，
如附表可更换任何锥柄

STRAIGHT SHANK

Order No.	Model	Specification	N.W. (Kg)
5920D-48	BHC2-20φ	20φ×60L	1.75
5920D-50	BHC2-25φ	25φ×60L	1.8
5920D-52	BHC2-32φ	32φ×60L	1.95

5925
可调式搪孔头
BORING HEAD
GIN-BHC3

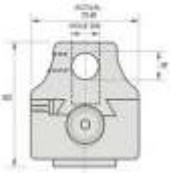

Order No.	Model	ACTUAL SIZE	OVERALL LENGTH	BORING BAR HOLE SIZE	CENTER DIST BETWEEN HOLES	CROSS HOLE DIA	OFFSET	N.W. (Kg)
5925-11	BHC, inch	3"Dia	3-5/32"	3/4"	15/16"	3/4"	1"	2
5925-12	BHC, m/m	75	80	18	23	18	25	2

5925A 可调式搪孔头+接柄
BORING HEAD +SHANK

Order No.	Model	Specification	N.W. (Kg)
5925A-02	BHC2+BT40	M16×P2.0	3.6
5925A-04	BHC2+BT50	M24×P3.0	6.9
5925A-06	BHC2+R8	7/16"×20UNC	2.95
5925A-08	BHC2+NT30	1/2"×20UNC	2.9
5925A-10	BHC2+NT30	M12×P1.75	2.9
5925A-12	BHC2+NT40	5/8"×11UNC	3.5
5925A-14	BHC2+NT40	M16×P2.0	3.5
5925A-16	BHC2+NT50	1"×8NC	6.05
5925A-18	BHC2+NT50	M24×P3.0	6.05
5925A-20	BHC2+MT2	3/8"×16UNC	2.65
5925A-22	BHC2+MT2	M10×P1.5	2.65
5925A-24	BHC2+MT3	3/8"×16UNC	2.8
5925A-26	BHC2+MT3	1/2"×13UNC	2.8
5925A-28	BHC2+MT3	1/2"×20UNC	2.8
5925A-30	BHC2+MT3	M12×P1.75	2.8
5925A-32	BHC2+MT4	5/8"×11UNC	3.1
5925A-34	BHC2+MT4	M16×P2.0	3.1
5925A-36	BHC2+MT5	1"×8NC	3.8
5925A-38	BHC2+MT5	M24×P3.0	3.8
5925A-40	BHC2+MT2	TANGED	2.7
5925A-42	BHC2+MT3	TANGED	2.8
5925A-44	BHC2+MT4	TANGED	5.5
5925A-46	BHC2+MT5	TANGED	4.1

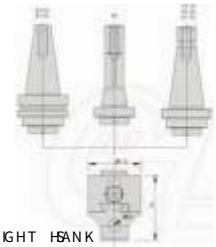

STRAIGHT SHANK

Order No.	Model	Specification	N.W. (Kg)
5925A-48	BHC3+20φ	20φ×60L	2.7
5925A-50	BHC3+25φ	25φ×60L	2.8
5925A-52	BHC3+32φ	32φ×60L	2.9

5925B
可调式搪孔头 + 推拔柄 + 舍弃式刀杆
BORING HEAD+SHANK+TOOL

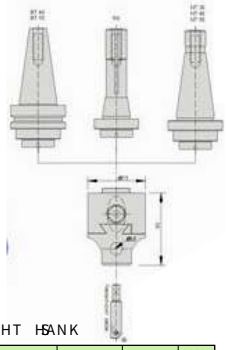

Order No.	Model	Specification	Bar	N.W. (Kg)
5925B-02	BHC3+BT40	M16×P2.0	+BH20-23	3.85
5925B-04	BHC3+BT50	M24×P3.0	+BH20-23	7.15
5925B-06	BHC3+R8	7/16"×20UNC	+BH20-23	3.2
5925B-08	BHC3+NT30	1/2"×12UNC	+BH20-23	3.15
5925B-10	BHC3+NT30	M12×P1.75	+BH20-23	3.15
5925B-12	BHC3+NT40	5/8"×11UNC	+BH20-23	3.75
5925B-14	BHC3+NT40	M16×P2.0	+BH20-23	3.75
5925B-16	BHC3+NT50	1"×8NC	+BH20-23	6.3
5925B-18	BHC3+NT50	M24×P3.0	+BH20-23	6.3
5925B-20	BHC3+MT2	3/8"×16UNC	+BH20-23	2.9
5925B-22	BHC3+MT2	M10×P1.5	+BH20-23	2.9
5925B-24	BHC3+MT3	3/8"×16UNC	+BH20-23	3.05
5925B-26	BHC3+MT3	1/2"×13UNC	+BH20-23	3.05
5925B-28	BHC3+MT3	1/2"×12UNC	+BH20-23	3.05
5925B-30	BHC3+MT3	M12×P1.75	+BH20-23	3.05
5925B-32	BHC3+MT4	5/8"×11UNC	+BH20-23	3.35
5925B-34	BHC3+MT4	M16×P2.0	+BH20-23	3.35
5925B-36	BHC3+MT5	1"×8NC	+BH20-23	4.05
5925B-38	BHC3+MT5	M24×P3.0	+BH20-23	4.05
5925B-40	BHC3+MT2	TANGED	+BH20-23	2.95
5925B-42	BHC3+MT3	TANGED	+BH20-23	3.05
5925B-44	BHC3+MT4	TANGED	+BH20-23	5.75
5925B-46	BHC3+MT5	TANGED	+BH20-23	4.35

STRAIGHT SHANK

Order No.	Model	Specification	Bar	N.W. (Kg)
5925B-48	BHC3+20φ	20φ×60L	+BH20-23	2.95
5925B-50	BHC3+25φ	25φ×60L	+BH20-23	3.05
5925B-52	BHC3+32φ	32φ×60L	+BH20-23	3.15

5925C 可调式搪孔头 + 推拔柄 + 舍弃式刀杆

Order No.	Model	Specification	Tool	N.W. (Kg)
5925C-02	BHC3+BT40	M16×P2.0	+BH18-12/20/30	4.2
5925C-04	BHC3+BT50	M24×P3.0	+BH18-12/20/30	7.5
5925C-06	BHC3+R8	7/16"×20UNC	+BH18-12/20/30	3.55
5925C-08	BHC3+NT30	1/2"×12UNC	+BH18-12/20/30	3.5
5925C-10	BHC3+NT30	M12×P1.75	+BH18-12/20/30	3.5
5925C-12	BHC3+NT40	5/8"×11UNC	+BH18-12/20/30	4.1
5925C-14	BHC3+NT40	M16×P2.0	+BH18-12/20/30	4.1
5925C-16	BHC3+NT50	1"×8NC	+BH18-12/20/30	6.65
5925C-18	BHC3+NT50	M24×P3.0	+BH18-12/20/30	6.65
5925C-20	BHC3+MT2	3/8"×16UNC	+BH18-12/20/30	3.25
5925C-22	BHC3+MT2	M10×P1.5	+BH18-12/20/30	3.25
5925C-24	BHC3+MT3	3/8"×16UNC	+BH18-12/20/30	3.4
5925C-26	BHC3+MT3	1/2"×13UNC	+BH18-12/20/30	3.4
5925C-28	BHC3+MT3	1/2"×12UNC	+BH18-12/20/30	3.4
5925C-30	BHC3+MT3	M12×P1.75	+BH18-12/20/30	3.4
5925C-32	BHC3+MT4	5/8"×11UNC	+BH18-12/20/30	3.7
5925C-34	BHC3+MT4	M16×P2.0	+BH18-12/20/30	3.7
5925C-36	BHC3+MT5	1"×8NC	+BH18-12/20/30	4.4
5925C-38	BHC3+MT5	M24×P3.0	+BH18-12/20/30	4.4
5925C-40	BHC3+MT2	TANGED	+BH18-12/20/30	3.3
5925C-42	BHC3+MT3	TANGED	+BH18-12/20/30	3.4
5925C-44	BHC3+MT4	TANGED	+BH18-12/20/30	6.1
5925C-46	BHC3+MT5	TANGED	+BH18-12/20/30	4.7

BORING HEAD
+SHANK+TOOL

最小搪孔直径 10mm，
最大搪孔直径 150mm

最大搪孔深度 50mm，
如附表可更换任何锥柄

STRAIGHT SHANK

Order No.	Model	Specification	Tool	N.W. (Kg)
5925C-48	BHC3+20φ	20φ×60L	+BH18-12/20/30	3.3
5925C-50	BHC3+25φ	25φ×60L	+BH18-12/20/30	3.4
5925C-52	BHC3+32φ	32φ×60L	+BH18-12/20/30	3.5

5925D 3"C 型套装搪孔头（套装）

编号 Order NO.	型号 Model	规格 Specification	净重 N.W(kg)
5925D-01	BHC3	Without shank	3.6
5925D-02	BHC3-BT40	M16×P2.0	4.7
5925D-04	BHC3-BT50	M24×P3.0	7.7
5925D-06	BHC3-R8	7/16"×20UNC	4.2
5925D-08	BHC3-NT30	1/2"×12UNC	4.2
5925D-10	BHC3-NT30	M12×P1.75	4.2
5925D-12	BHC3-NT40	5/8"×11UNC	4.8
5925D-14	BHC3-NT40	M16×P2.0	4.8
5925D-16	BHC3-NT50	1"×8NC	6.8
5925D-18	BHC3-NT50	M24×P3.0	6.8
5925D-20	BHC3-MT2	3/8"×16UNC	3.9
5925D-22	BHC3-MT2	M10×P1.5	3.9
5925D-24	BHC3-MT3	3/8"×16UNC	4
5925D-26	BHC3-MT3	1/2"×13UNC	4
5925D-28	BHC3-MT3	1/2"×12UNC	4
5925D-30	BHC3-MT3	M12×P1.75	4
5925D-32	BHC3-MT4	5/8"×11UNC	4.4
5925D-34	BHC3-MT4	M16×P2.0	4.4
5925D-36	BHC3-MT5	1"×8NC	5.1
5925D-38	BHC3-MT5	M24×P3.0	5.1
5925D-40	BHC3-MT2	TANGED	4
5925D-42	BHC3-MT3	TANGED	4.1
5925D-44	BHC3-MT4	TANGED	4.4
5925D-46	BHC3-MT5	TANGED	5.4

BORING HEAD SETS(BHC3)



STRAIGHT SHANK

编号 Order NO.	型号 Model	规格 Specification	净重 N.W(kg)
5925D-48	BHC3-20φ	20φ×60L	4
5925D-50	BHC3-25φ	25φ×60L	4.1
5925D-52	BHC3-32φ	32φ×60L	4.2

5930
可调式搪孔头
BORING HEAD
GIN-BHC4

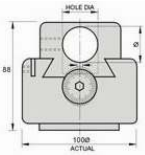

编号 Order NO.	型号 Model	实际尺寸 Actual Size	总长度 Overall length	镗杆孔尺寸 Boring Bar Hole Size	孔心距离 Distance	横孔直径 Cross Hole Dia	偏移量 Offset	净重 N.W(kg)
5930-11	BHC4 inch	4"Dia	3-1/2"	1"	1-1/4"	1"	1"	4
5930-12	BHC4 m/m	100	88	25	32	25	25	4

5930A
可调式搪孔头 + 推拔柄
BORING HEAD+SHANK

编号 Order NO.	型号 Model	规格 Specification	净重 N.W(kg)
5930A-02	BHC4+BT40	M16×P2.0	5.8
5930A-04	BHC4+BT50	M24×P3.0	9
5930A-06	BHC4+R8	7/16"×20UNC	5.2
5930A-08	BHC4+NT30	1/2"×12UNC	5.15
5930A-10	BHC4+NT30	M12×P1.75	5.15
5930A-12	BHC4+NT40	5/8"×11UNC	5.7
5930A-14	BHC4+NT40	M16×P2.0	5.7
5930A-16	BHC4+NT50	1"×8NC	8.2
5930A-18	BHC4+NT50	M24×P3.0	8.2
5930A-20	BHC4+MT2	3/8"×16UNC	4.9
5930A-22	BHC4+MT2	M10×P1.5	4.9
5930A-24	BHC4+MT3	3/8"×16UNC	5
5930A-26	BHC4+MT3	1/2"×13UNC	5
5930A-28	BHC4+MT3	1/2"×12UNC	5
5930A-30	BHC4+MT3	M12×P1.75	5
5930A-32	BHC4+MT4	5/8"×11UNC	5.3
5930A-34	BHC4+MT4	M16×P2.0	5.3
5930A-36	BHC4+MT5	1"×8NC	6.4
5930A-38	BHC4+MT5	M24×P3.0	6.4
5930A-40	BHC4+MT2	TANGED	4.9
5930A-42	BHC4+MT3	TANGED	5
5930A-44	BHC4+MT4	TANGED	5.4
5930A-46	BHC4+MT5	TANGED	6.7

STRAIGHT SHANK

编号 Order NO.	型号 Model	规格 Specification	净重 N.W(kg)
5930A-48	BHC4+20φ	20φ×60L	4.95
5930A-50	BHC4+25φ	25φ×60L	5
5930A-52	BHC4+32φ	32φ×60L	5.15

5930C
可调式搪孔头 + 推拔柄 + 舍弃式刀杆
BORING HEAD+SHANK+TOOL

编号 Order NO.	型号 Model	规格 Specification	刀杆 Tool	净重 N.W(kg)
5930C-02	BHC4+BT40	M16×P2.0	BH25-30	7.3
5930C-04	BHC4+BT50	M24×P3.0	BH25-30	10.5
5930C-06	BHC4+R8	7/16"×20UNC	BH25-30	6.7
5930C-08	BHC4+NT30	1/2"×12UNC	BH25-30	6.65
5930C-10	BHC4+NT30	M12×P1.75	BH25-30	6.65
5930C-12	BHC4+NT40	5/8"×11UNC	BH25-30	7.2
5930C-14	BHC4+NT40	M16×P2.0	BH25-30	7.2
5930C-16	BHC4+NT50	1"×8NC	BH25-30	9.7
5930C-18	BHC4+NT50	M24×P3.0	BH25-30	9.7
5930C-20	BHC4+MT2	3/8"×16UNC	BH25-30	6.4
5930C-22	BHC4+MT2	M10×P1.5	BH25-30	6.4
5930C-24	BHC4+MT3	3/8"×16UNC	BH25-30	6.5
5930C-26	BHC4+MT3	1/2"×13UNC	BH25-30	6.5
5930C-28	BHC4+MT3	1/2"×12UNC	BH25-30	6.5
5930C-30	BHC4+MT3	M12×P1.75	BH25-30	6.5
5930C-32	BHC4+MT4	5/8"×11UNC	BH25-30	6.8
5930C-34	BHC4+MT4	M16×P2.0	BH25-30	6.9
5930C-36	BHC4+MT5	1"×8NC	BH25-30	7.9
5930C-38	BHC4+MT5	M24×P3.0	BH25-30	7.9
5930C-40	BHC4+MT2	TANGED	BH25-30	6.4
5930C-42	BHC4+MT3	TANGED	BH25-30	6.5
5930C-44	BHC4+MT4	TANGED	BH25-30	6.9
5930C-46	BHC4+MT5	TANGED	BH25-30	8.2

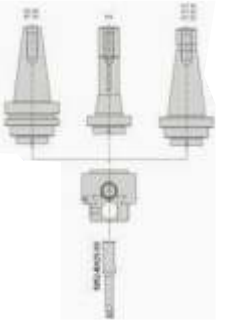

STRAIGHT SHANK

编号 Order NO.	型号 Model	规格 Specification	刀杆 Tool	净重 N.W(kg)
5930C-48	BHC4+20φ	20φ×60L	BH25-30	4.95
5930C-50	BHC4+25φ	25φ×60L	BH25-30	5
5930C-52	BHC4+32φ	32φ×60L	BH25-30	5.15

5932 推拔柄 BORING HEAD SHANK

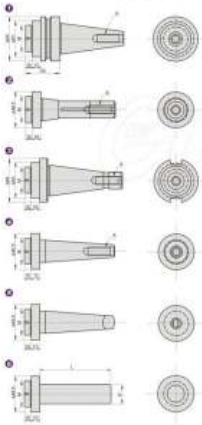

图 1

编号 Order NO.	型号 Model	规格 Specification	净重 N.W(kg)
5932-02	BT40	M16×20	1.24
5932-04	BT50	M24×30	3.97

图2

5932-06	R8	7/16"×20UNF	0.6

图3

5932-08	NT30	1/2"×12UNC	0.6
5932-10	NT30	M12×P1.75	0.6
5932-12	NT40	5/8"×11UNC	1.2
5932-14	NT40	M16×P2.0	1.2
5932-16	NT50	1"×8NC	3.14
5932-18	NT50	M24×P3.0	3.14

图4

5932-20	MT2	3/8"×16UNC	0.4
5932-22	MT2	M10×P1.5	0.4
5932-24	MT3	3/8"×16UNC	0.44
5932-26	MT3	1/2"×13UNC	0.44
5932-28	MT3	1/2"×12UNC	0.44
5932-30	MT3	M12×P1.75	0.44
5932-32	MT4	5/8"×11UNC	0.95
5932-34	MT4	M16×P2.0	0.95
5932-36	MT5	1"×8NC	1.7
5932-38	MT5	M24×P3.0	1.7

图5

5932-40	MT2	TANGED	0.4
5932-42	MT3	TANGED	0.5
5932-44	MT4	TANGED	0.8
5932-46	MT5	TANGED	1.8

图6

STRAIGHT SHANK

编号 Order NO.	型号 Model	D	L	净重 N.W(kg)
5932-48	φ20	20	60	0.4
5932-50	φ25	25	60	0.5
5932-52	φ32	32	60	0.6

RBH可调式双刃粗搪刀系列《搪孔范围φ25-φ204mm》

RBH Indexable Twin-bit Rough Boring Head《Boring Range from φ25-φ204mm》

规格 Specifications

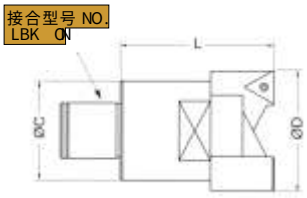

	搪头型号 Boring head type	接合型号 LBK ON	搪孔范围φ Dmm Boring range	L mm	C mm	刀片规格 Insert	重量 kg Weight	产品编码 OrderNumber	单价 (RMB) Price
	BH25-33-C	LBK2	25~33mm	45	24	CCMT060204	0.15	511400	805
	BH32-42-C	LBK3	32~42mm	55	31	CCMT060204	0.3	511402	1050
	BH32-42-T					CCMT060204		511404	1050
	BH40-55-C	LBK4	40~55mm	65	39	CCMT09T304	0.5	511406	1225
	BH40-55-T					CCMT09T304		511408	1225
	BH40-55-S					SCMT09T304		511410	1225
	BH52-70-C	LBK5	52~70mm	75	50	CCMT09T304	1	511412	1400
	BH52-70-T					CCMT09T304		511414	1400
	BH52-70-S					SCMT09T304		511416	1400
	BH68-92-C	LBK6	68~92mm	85	64	CCMT120408	2	511418	2275
	BH68-92-T					CCMT09T304		511420	2275
	BH68-92-S					SCMT120404		511422	2275
	BH90-122-C		90~122mm	100	80	CCMT120408	2.9	511424	2625
	BH90-122-T					CCMT220408		511426	2625
	BH90-122-S					SCMT120404		511428	2625
	BH120-164-C	BST Series	120~164mm	95	100	CCMT120408	3.8	511430	3150
	BH120-164-T					CCMT220408		511432	3150
	BH120-164-S					SCMT120404		511434	3150
	BH160-204-C		160~204mm		130	CCMT120408	4.8	511436	4200
	BH160-204-T					CCMT220408		511438	4200
	BH160-204-S					SCMT120404		511440	4200

RBH可调式双刃粗搪刀+LBK刀柄（MAS 403BT）

RBH Indexable Twin-bit Rough Boring Head +LBK Shank (MAS 403BT)

规格 Specifications

▲ BT型为抑制搪孔共振而改良之专用刀杆 ▲ BT shet improved type dedicated to resonance inhibiting

型号 Tape	样式 Fig.	搪孔范围 Ø (Dmm)	有效长 Z	组合内容 Tool Connection LBK刀杆 BK shank	RBH刀头 RBH boring head	接合型号 LBK No	全长 L	刀杆长 L1	刀杆外径 D1	重量 KG	产品编码 OrderNumber	单价 (RMB) Price
MB30-RBH25-125	2	25-33	95	MB30-LBK2-80	RBH25	2	125	80	24	.80	511500	
MB30-RBH32-135		32-42	105	MB30-LBK3-80	RBH32	3	135		31	.01	511502	
MB30-RBH40-135		40-55	105	MB30-LBK4-70	RBH40	4		70	39	.31	511504	
MB30-RBH52-135		52-70		MB30-LBK5-60	RBH52	5		60	50	.81	511506	
MB30-RBH68-145		68-92	115	BT30-LBK6-60	RBH68	6	145		64	.03	511508	
MB30-RBH90-160		90-122	130		RBH90		160			.93	511510	
MB40-RBH25-130	2	25-33	59	MB40-LBK2-85	RBH25	2	130	85	24	.31	511512	
MB40-RBH25-160			29	MB40-LBK2-115			160	115		.61	511514	
MB40-RBH32-150		32-42	115	MB40-LBK3-95	RBH32	3	150	95	31	.51	511516	
MB40-RBH32-180			145	MB40-LBK3-125			180	125		.81	511518	
MB40-RBH32-210			175	MB40-LBK3-155			210	155		.02	511520	
MB40-RBH40-150		40-55	115	MB40-LBK4-85	RBH40	4	150	85	39	.81	511522	
MB40-RBH40-195			160	MB40-LBK4-130			195	130		.42	511524	
MB40-RBH40-240			205	MB40-LBK4-175			240	175		.72	511526	
MB40-RBH52-150		52-70	115	MB40-LBK5-75	RBH52	5	150	75	50	.32	511528	
MB40-RBH52-200			165	MB40-LBK5-125			200	125		.33	511530	
MB40-RBH52-250			215	MB40-LBK5-175			250	175		.04	511532	
MB40-RBH68-150		68-92	115	MB40-LBK6-65	RBH68	6	150	65	64	.33	511534	
MB40-RBH68-200			165	MB40-LBK6-115			200	115		.74	511536	
MB40-RBH68-250			215	MB40-LBK6-165			250	165		.95	511538	
MB40-RBH90-165		92-122	301	MB40-LBK6-65	RBH90		165	65		.24	511540	
MB40-RBH90-215			801	MB40-LBK6-115			215	115		.65	511542	
MB40-RBH90-265			302	MB40-LBK6-165			265	165		.86	511544	
MB40-RBH120-165		120-164	130	BT40-BST-70	RBH120	BST	165	70	95	.07	511546	
MB40-RBH160-165		160-204			RBH160					.08	511548	
MB50-RBH25-155	2	25-33	05	MB50-LBK2-110	RBH25	2	155	110	24	.14	511550	
MB50-RBH25-185			35	MB50-LBK2-140			185	140		.24	511552	
MB50-RBH32-180		32-42	301	MB50-LBK3-125	RBH32	3	180	125	31	.44	511554	
MB50-RBH32-210			601	MB50-LBK3-155			210	155		.54	511556	
MB50-RBH40-180		40-55	301	MB50-LBK4-115	RBH40	4	180	115	39	.84	511558	
MB50-RBH40-210			601	MB50-LBK4-145			210	145		.94	511560	
MB50-RBH40-240			901	MB50-LBK4-175			240	175		.35	511562	
MB50-RBH40-270			202	MB50-LBK4-205			270	205		.45	511564	
MB50-RBH52-180		52-70	301	MB50-LBK5-105	RBH52	5	180	105	50	.55	511566	
MB50-RBH52-255			052	MB50-LBK5-180			255	180		.56	511568	
MB50-RBH52-315			652	MB50-LBK5-240			315	240		.27	511570	
MB50-RBH52-375	1		652	MB50-LBK5-300			375	300	64/50	.68	511572	
MB50-RBH68-180	2	68-92	301	MB50-LBK6-95	RBH68	6	180	95	64	.56	511574	
MB50-RBH68-255			052	MB50-LBK6-170			255	170		.38	511576	
MB50-RBH68-315			652	MB50-LBK6-230			315	230		.69	511578	
MB50-RBH68-375			252	MB50-LBK6-290			375	290		1.10	511580	
MB50-RBH68-435	1		385	MB50-LBK6-350			435	350	90/64	5.15	511582	
BIT50-RBH68-435	2			BIT50-LBK6-350	RBH90				64	3.12	511584	
MB50-RBH90-195		90-122	451	MB50-LBK6-95			195	95		.47	511586	
MB50-RBH90-270			202	MB50-LBK6-170			270	170		.29	511588	
MB50-RBH90-330			802	MB50-LBK6-230			330	230		0.15	511590	
MB50-RBH90-390			403	MB50-LBK6-290			390	290		1.19	511592	
MB50-RBH90-450	1		400	MB50-LBK6-350			450	350	90/64	6.11	511594	
BIT50-RBH90-450	2			BIT50-LBK6-350	RBH120	BST			64	4.11	511596	
MB50-RBH120-195		120-164	501	MB50-BST-100			195	100	95	.98	511598	
MB50-RBH120-245			002	MB50-BST-150			245	150		0.16	511600	
MB50-RBH120-295			502	MB50-BST-200			295	200		3.13	511602	
MB50-RBH120-345			003	MB50-BST-250			345	250		5.13	511604	
MB50-RBH120-395			503	MB50-BST-300			395	300		7.13	511606	
MB50-RBH120-445			004	MB50-BST-350			445	350		9.13	511608	
MB50-RBH120-495			504	MB50-BST-400			495	400		1.23	511610	
MB50-RBH160-195		160-204	501	MB50-BST-100	RBH160		195	100		3.13	511612	
MB50-RBH160-245			002	MB50-BST-150			245	150		3.13	511614	
MB50-RBH160-295			502	MB50-BST-200			295	200		4.13	511616	
MB50-RBH160-345			003	MB50-BST-250			345	250		6.13	511618	
MB50-RBH160-395			503	MB50-BST-300			395	300		8.13	511620	
MB50-RBH160-445			004	MB50-BST-350			445	350		0.23	511622	
MB50-RBH160-495			504	MB50-BST-400			495	400		2.23	511624	

Fig.1

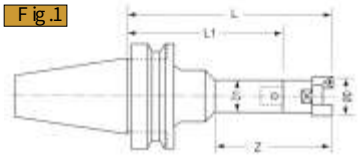

Fig.2

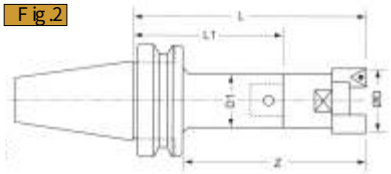

特点

1、适用单刃搪孔，双刃搪孔及高低倍搪孔。搪孔范围φ25～φ204mm。
2、新型刀刃滑座设计，刀背补强。加工时，滑座承受的雨个作用力相抵消，产生最大刚性和切削力。适合各形态的搪孔作业。
3、可依照各种不同加工需求，轻易调整搪刀，做少量多样的加工。加深度可配合延长杆延伸至所需长度。
4、清晰的侧边刻度，协助使用者轻易调整到所需的范围，无须在刀具定仪上预设。
5、最适合在各型切削中心机或搪床上配合使用，并可搭配各种厂牌相规格的固定刀片，节省刀具研磨时间并大幅增加搪孔效率。
6、专利高低段差设计，平刃或高低刃均可采用。

新型RBH-A可调式双刃粗搪刀系列《搪孔范围φ25-φ204mm》

Indexable Twin-bit Rough Boring Head RBH-A《Boring Range from φ25-φ204mm》

规格 Specifications

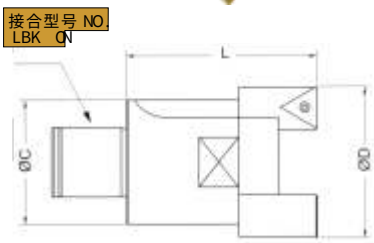

	搪头型号 Boring Head type	接合型号 LBK NO	搪孔范围φ Dmm Boring Range	L mm	C mm	刀片规格 Insert	重量 kg Weight	产品编码 OrderNumber	单价 (RMB) Price
	RBH25-35A-C	LBK2	25~35mm	50	24	CCMT060204	0.15	510800	
	RBH32-45A-C	LBK3	32~45	60	31	CCMT060204	0.3	510801	
	RBH32-35A-T					DCMT070204		510802	
	RBH40-55A-C	LBK4	40~55	74	39	CCMT09T304	0.6	510803	
	RBH40-55A-T					DCMT070204		510804	
	RBH40-55A-S					SCMT09T304		510805	
	RBH52-75A-C	LBK5	52~75	80	50	CCMT09T304	1	510806	
	RBH52-75A-T					DCMT070204		510807	
	RBH52-75A-S					SCMT09T304		510808	
	RBH68-100A-C	LBK6	68~100	90	66	CCMT120408	2.5	510809	
	RBH68-100A-T					DCMT070204		510810	
	RBH68-100A-S					SCMT120404		510811	
	RBH90-130A-C		90~130	100	88	CCMT120408	3.1	510812	
	RBH90-130A-T					DCMT220408		510813	
	RBH90-130A-S					SCMT120404		510814	
	RBH120-164A-C	BST Series	120~164	95	100	CCMT120408	3.8	510815	
	RBH120-164A-T					DCMT220408		510816	
	RBH120-164A-S					SCMT120404		510817	
	RBH160-204A-C		160~204		130	CCMT120408	4.8	510818	
	RBH160-204A-T					DCMT220408		510819	
	RBH160-204A-S					SCMT120404		510820	

▲ RBH120A, 160A与BH120, 160A为相同产品 ▲ RBH120A and RBH160A are the same as RBH120 and RBH160 individually.

新型RBH-A双刃粗搪刀+LBK刀柄（MAS 403BT）

RBH-A Indexable Indexable Twin-bit Rough Boring Head LBK Shank (MAS 403BT)

规格 Specifications

▲ IBT是专为抑制搪孔共振而改良之专用刀杆 ▲ IBT is the improved type dedicated to resonance in boring

Fig.1

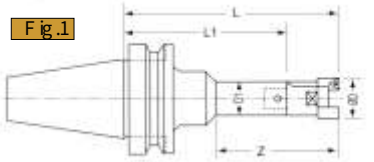

Fig.2

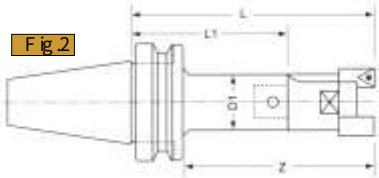

型号 Tape	样式 Fig.	搪孔范围 Ø(mm)	有效长 Z	组合内容 Tool Connection 刀具	搪头 RBH-A刀头 RBH-A Boring Head	接合型号 LBK NO	全长 L	刀杆长 L1	刀杆外径 D1	重量 KG	产品编码 OrderNumber	单价 (RMB) Price
IBT30-RBH25A-130	2	25-35	100	IBT30-LBK2-80	RBH25A	2	130	80	24	.80	510821	.80
IBT30-RBH32A-140		32-45	110	IBT30-LBK3-80	RBH32A	3	140	70	31	.01	510822	.01
IBT30-RBH40A-140		40-55		IBT30-LBK4-70	RBH40A	4			39	.31	510823	.31
IBT30-RBH52A-140		52-75		IBT30-LBK5-60	RBH52A	5		60	50	.81	510824	.81
IBT30-RBH68A-150		68-100	201	BT30-LBK6-60	RBH68A	6	150		64	.03	510825	.03
IBT30-RBH90A-160		90-130	301		RBH90A		160			.93	510826	.93
IBT40-RBH25A-135	2	25-35	001	IBT40-LBK2-85	RBH25A	2	135	95	24	.31	510827	.31
IBT40-RBH25A-165			301	IBT40-LBK2-115			165	115		.61	510828	.61
IBT40-RBH32A-155		32-45	201	IBT40-LBK3-95	RBH32A	3	155	95	31	.51	510829	.51
IBT40-RBH32A-185			501	IBT40-LBK3-125			185	125		.81	510830	.81
IBT40-RBH32A-215			801	IBT40-LBK3-155			215	155		.02	510831	.02
IBT40-RBH40A-155		40-55	201	IBT40-LBK4-85	RBH40A	4	155	95	39	.81	510832	.81
IBT40-RBH40A-200			651	IBT40-LBK4-130			200	130		.42	510833	.42
IBT40-RBH40A-245			102	IBT40-LBK4-175			245	175		.72	510834	.72
IBT40-RBH52A-155		52-75	201	IBT40-LBK5-75	RBH52A	5	155	97	50	.32	510835	.32
IBT40-RBH52A-205			701	IBT40-LBK5-125			205	125		.33	510836	.33
IBT40-RBH52A-255			202	IBT40-LBK5-175			255	175		.04	510837	.04
IBT40-RBH68A-155		68-100	201	IBT40-LBK6-65	RBH68A	6	155	95	64	.33	510838	.33
IBT40-RBH68A-205			701	IBT40-LBK6-115			205	115		.74	510839	.74
IBT40-RBH68A-255			202	IBT40-LBK6-165			250	165		.95	510840	.95
IBT40-RBH90A-165		90-130	301	IBT40-LBK6-65	RBH90A		165	95		.24	510841	.24
IBT40-RBH90A-215			801	IBT40-LBK6-115			215	115		.65	510842	.65
IBT40-RBH90A-265			302	IBT40-LBK6-165			265	165		.86	510843	.86
IBT40-RBH120A-165		120-164	130	BT40-BST-70	RBH120A	BST	165	70	95	.07	510844	.07
IBT40-RBH160A-165		160-204			RBH160A					.08	510845	.08
IBT50-RBH25A-160	2	25-35	101	IBT50-LBK2-110	RBH25A	2	160	110	24	.14	510846	.14
IBT50-RBH25A-190			401	IBT50-LBK2-140			190	140		.24	510847	.24
IBT50-RBH32A-185		32-45	351	IBT50-LBK3-125	RBH32A	3	185	125	31	.44	510848	.44
IBT50-RBH32A-215			651	IBT50-LBK3-155			215	155		.54	510849	.54
IBT50-RBH40A-185		40-55	351	IBT50-LBK4-115	RBH40A	4	180	115	39	.84	510850	.84
IBT50-RBH40A-215			651	IBT50-LBK4-145			215	145		.94	510851	.94
IBT50-RBH40A-245			951	IBT50-LBK4-175			245	175		.35	510852	.35
IBT50-RBH40A-275			252	IBT50-LBK4-205			275	205		.45	510853	.45
IBT50-RBH52A-185		52-75	351	IBT50-LBK5-105	RBH52A	5	185	105	50	.55	510854	.55
IBT50-RBH52A-260			102	IBT50-LBK5-180			260	180		.56	510855	.56
IBT50-RBH52A-320			702	IBT50-LBK5-240			320	240		.27	510856	.27
IBT50-RBH52A-380	1		702	IBT50-LBK5-300			380	300	64/50	.68	510857	.68
IBT50-RBH68A-185	2	68-100	351	IBT50-LBK6-95	RBH68A	6	185	95	64	.56	510858	.56
IBT50-RBH68A-260			102	IBT50-LBK6-170			260	170		.38	510859	.38
IBT50-RBH68A-320			702	IBT50-LBK6-230			320	230		.69	510860	.69
IBT50-RBH68A-380			303	IBT50-LBK6-290			380	290		1.10	510861	1.10
IBT50-RBH68A-440	1		390	IBT50-LBK6-350			440	350	90/64	5.15	510862	5.15
IBT50-RBH68A-440	2			IBT50-LBK6-350	RBH90A				64	3.12	510863	3.12
IBT50-RBH90A-195		90-130	451	IBT50-LBK6-95			195	95		.47	510864	.47
IBT50-RBH90A-270			202	IBT50-LBK6-170			270	170		.29	510865	.29
IBT50-RBH90A-330			802	IBT50-LBK6-230			330	230		0.15	510866	0.15
IBT50-RBH90A-390			403	IBT50-LBK6-290			390	290		1.19	510867	1.19
IBT50-RBH90A-450	1		400	IBT50-LBK6-350			450	350	90/64	6.11	510868	6.11
IBT50-RBH90A-450	2			IBT50-LBK6-350	RBH120A	BST			64	4.11	510869	4.11
IBT50-RBH120A-195		120-164	501	IBT50-BST-100			195	100	95	.98	510870	.98
IBT50-RBH120A-245			002	IBT50-BST-150			245	150		0.16	510871	0.16
IBT50-RBH120A-295			502	IBT50-BST-200			295	200		3.13	510872	3.13
IBT50-RBH120A-345			003	IBT50-BST-250			345	250		5.13	510873	5.13
IBT50-RBH120A-395			503	IBT50-BST-300			395	300		7.13	510874	7.13
IBT50-RBH120A-445			004	IBT50-BST-350			445	350		9.13	510875	9.13
IBT50-RBH120A-495			504	IBT50-BST-400			495	400		1.23	510876	1.23
IBT50-RBH160A-195		160-204	501	IBT50-BST-100	RBH160A		195	100		3.13	510877	3.13
IBT50-RBH160A-245			002	IBT50-BST-150			245	150		3.13	510878	3.13
IBT50-RBH160A-295			502	IBT50-BST-200			295	200		4.13	510879	4.13
IBT50-RBH160A-345			003	IBT50-BST-250			345	250		6.13	510880	6.13
IBT50-RBH160A-395			503	IBT50-BST-300			395	300		8.13	510881	8.13
IBT50-RBH160A-445			004	IBT50-BST-350			445	350		0.23	510882	0.23
IBT50-RBH160A-495			504	IBT50-BST-400			495	400		2.23	510883	2.23

特 色

1、刀片支持座厚度增加，刚性增强。
2、内藏式水孔，直接冷卸，刀片寿命长。
3、排屑槽设计，增加深孔排屑功能。
4、连接压板使刀头与刀座一体，增加切削刚性。
5、独特高低段差设计，平刃或高低刃均可采用。

Features

1、Thickened cartridge with higher rigidity.
2. Coolant nozzle easily avoids the insert longer than its working life.
3. Completed with chip pocket, improving chip flow for deep boring.
4. Clamp plate solidifies cartridges and a head, upgrading cutting rigidity.
5. Patented step boring design; suitable surface level boring and step boring.

φ200以上 RBH可调式大径双刃粗搪刀系列《搪孔范围φ200-φ454mm》

RBH adjustable twin-bit rough boring head 《Boring range from φ200-φ454mm》

特点

1、适用单刃搪孔，双刃搪孔及高低阶搪孔。搪孔范围φ200~φ454mm。
2、新型刀刃滑座设计，刀背补强。加工时，滑座承受的两个作用力相互抵消，产生最大刚性和切削力。适合各形态的孔作业搪
3、可依照各种不同加工需求，轻易调整搪刀，做少量多样的加工。备有多种长度刀杆可加工至所需深度。
4、清晰的侧边刻度，协助使用者轻易调整到所需的范围，无须在刀具设定仪上预设。
5、最适合在各型切削中心机或搪床上配合使用，并可搭配各种厂牌相同规格的指定刀片，节省刀具研磨时间并大幅增搪孔效率。
6、专利高低段差设计，平刃或高低刃均可采用。
7、直径φ200mm以上大孔径搪刀，使用直接组件，结构简单刚性强，调整范围为直径50mm。

Features

1. The head is suitable for single boring, twin-bit boring and step boring for working diameter from φ200mm to φ454mm.
2. New cartridge style for multi-up bar. The pressure imposed on both cartridges counteracts producing highest rigidity and cutting efficiency, so is suitable for variety of boring.
3. Boring head can be easily adjusted to different boring needs for machining no end and. Boring depth can be extended by boot connection.
4. Clear side division provides convenient adjustment without using tool presetter.
5. Most suitable for boring various machine centers or boring bars. Universal design accepts inserts from many brands, which will reduce tool grinding and greatly improve boring performance.
6. Patented step boring design; suitable for both level boring and step boring.
7. Boring heads over φ200mm feature direct module, simple structure and high rigidity with adjustment range 50mm in diameter.



规格 Specifications

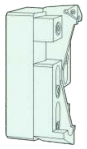

	搪头型号 Boring head type	接合型号 LBK Con	搪孔范围φ Dmm Boring range	搪头长度mm Length	刀片规格 Insert	重量kg Weight	产品编码 OrderNumber	单价 (RMB) Price
	RBH200-254-C	BST series	200~254	95	CCMT120408	6.5	510901	
	RBH200-254-T				CCMT220408		510902	
	RBH200-254-S				CCMT120404		510903	
	RBH250-304-C		250~304		CCMT120408	8.3	510904	
	RBH250-304-T				CCMT220408		510905	
	RBH25-304-S				CCMT120404		510906	
	RBH300-354-C		300~354		CCMT120408	10	510907	
	RBH300-354-T				CCMT220408		510908	
	RBH300-354-S				CCMT120404		510909	
	RBH350-404-C		350~404		CCMT120408	11.7	510910	
	RBH350-404-T				CCMT220408		510911	
	RBH350-404-S				CCMT120404		510912	
	RBH400-454-C		400~454		CCMT120408	13.4	510913	
	RBH400-454-T				CCMT220408		510914	
	RBH400-454-S				CCMT120404		510915	

φ200以上 RBH可调式大径双刃粗搪刀+BST刀柄（MAS 403BT）

RBH adjustable twin-bit rough boring head of large chile boring+BST hank(MAS 403BT)

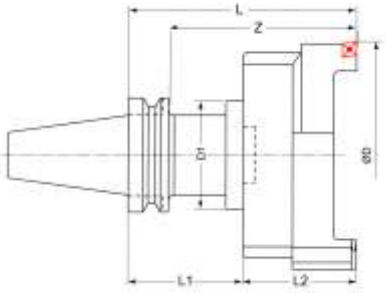

规格 Specifications

型号 Tape	搪孔范围 Ø (DEE)	有效长 Z	组合内容 Tool Connection		接合型号 LBK Con	全长 L	刀杆长 L1	刀杆外径 D1	重量 KG	产品编码 OrderNumber	单价 Price
TBO-RBH200-195	200~254	50.1	BT50-BST-100	RBH200	BST	195	100	95	16.1	510916	
TBO-RBH200-245		100.2	BT50-BST-150			245	150		18.3	510917	
TBO-RBH200-295		150.2	BT50-BST-200			295	200		16.0	510918	
TBO-RBH200-345		200.3	BT50-BST-250			345	250		18.0	510919	
TBO-RBH200-395		250.3	BT50-BST-300			395	300		20.0	510920	
TBO-RBH200-445		300.4	BT50-BST-350			445	350		22.0	510921	
TBO-RBH200-495		350.4	BT50-BST-400			495	400		24.0	510922	
TBO-RBH250-195	250~304	50.1	BT50-BST-100	RBH250		195	100		13.4	510923	
TBO-RBH250-245		100.2	BT50-BST-150			245	150		15.1	510924	
TBO-RBH250-295		150.2	BT50-BST-200			295	200		17.8	510925	
TBO-RBH250-345		200.3	BT50-BST-250			345	250		19.8	510926	
TBO-RBH250-395		250.3	BT50-BST-300			395	300		22.8	510927	
TBO-RBH250-445		300.4	BT50-BST-350			445	350		23.8	510928	
TBO-RBH250-495		350.4	BT50-BST-400			495	400		25.8	510929	
TBO-RBH300-195	300~354	50.1	BT50-BST-100	RBH300		195	100		15.1	510930	
TBO-RBH300-245		100.2	BT50-BST-150			245	150		16.8	510931	
TBO-RBH300-295		150.2	BT50-BST-200			295	200		19.5	510932	
TBO-RBH300-345		200.3	BT50-BST-250			345	250		22.5	510933	
TBO-RBH300-395		250.3	BT50-BST-300			395	300		23.5	510934	
TBO-RBH300-445		300.4	BT50-BST-350			445	350		25.5	510935	
TBO-RBH300-495		350.4	BT50-BST-400			495	400		27.5	510936	
TBO-RBH350-195	350~404	50.1	BT50-BST-100	RBH350		195	100		16.8	510937	
TBO-RBH350-245		100.2	BT50-BST-150			245	150		18.5	510938	
TBO-RBH350-295		150.2	BT50-BST-200			295	200		21.2	510939	
TBO-RBH350-345		200.3	BT50-BST-250			345	250		23.2	510940	
TBO-RBH350-395		250.3	BT50-BST-300			395	300		25.2	510941	
TBO-RBH350-445		300.4	BT50-BST-350			445	350		27.2	510942	
TBO-RBH350-495		350.4	BT50-BST-400			495	400		29.2	510943	
TBO-RBH400-195	400~454	50.1	BT50-BST-100	RBH400		195	100		18.5	510944	
TBO-RBH400-245		100.2	BT50-BST-1 05			245	150		20.2	510945	
TBO-RBH400-295		150.2	BT50-BST-200			295	200		22.9	510946	
TBO-RBH400-345		200.3	BT50-BST-250			345	250		24.9	510947	
TBO-RBH400-395		250.3	BT50-BST-300			395	300		26.9	510948	
TBO-RBH400-445		300.4	BT50-BST-350			445	350		28.9	510949	
TBO-RBH400-495		350.4	BT50-BST-400			495	400		30.9	510950	

φ200以上 RBH-A组合式大径粗搪刀系列

RBH-A Large diameter modular rough boring head with diameter over φ200mm

特点

1、通用φ200-φ1250mm大型孔径加工使用。
2、粗、精搪刀使用同基础组件，且可另选配附件搭配使用。加工整范围测直径110mm。600A与900A调整范围为350mm。
3、粗搪刀，具有多种刀片选择，可通用于多种材质及加工方式。
4、精搪刀另有铝合金横向滑板，可选用来降低刀具重量。
5、另有外圆搪孔组件可选用，加工范围直径为φ20-φ300mm。

Features

1. This type is suitable for large diameter boring with ranges from 200mm φ200 to φ1250mm.
2. The structure includes common large and extension side for both rough and finish boring heads. Available an cepotional accessories for different works. Adjustment range is within 10mm to each diameter. The adjustment range for other 600A and 900A is 350mm.
3. Options for various inserts for rough boring for different materials and boring types.
4. Available sheet horizontal side made of aluminum alloy to reduce total weight.
5. Options for external boring kit with boring range from 20mm φ20 to φ300mm.

规格 Specifications

	型号 Type		RBH 200A	RBH 300A	RBH 400A	RBH 500A	RBH 600A	RBH 900A
搪头型号 Boring Head Type	长度 Length (mm)		130	130	130	130	150	150
	整组重量 Total Weight (kg)	合金钢 Alloy Steel	9.5	11.5	13.5	15.5	33	43
		铝合金 Aluminum Alloy	7.2	8.0	8.8	9.6	16.0	20.7
	加工直径 D (mm) Boring Diameter		φ200~φ450	φ200~φ450	φ200~φ450	φ200~φ450	φ200~φ600	φ200~φ900
组合型式 Module	接合刀杆 Taper Shank		BT50-BST/NT50-BST Series				BT50-FMA-47.625	
	连接器 Flange		BR200				BR600	BR900
	重量 (kg) Weight 合金钢 Alloy Steel		合金钢 Alloy Steel 2.7kg				19	29
	重量 (kg) Weight 铝合金 Aluminum Alloy						8.8	13.5
	横向滑板 Extension Side		RST200	RST300	RST400	RST500	RST300X2只(pieces)	
	重量 (kg) Weight 合金钢 Alloy Steel		3.4	5.4	7.4	9.4	10.8	
	重量 (kg) Weight 铝合金 Aluminum Alloy		1.1	1.9	2.7	3.5	3.8	
	滑块 Clamp Base		RS200					
	重量 (kg) Weight		0.98kg					
	刀片座垫片 Height Setting Shim		RS201					
	重量 (kg) Weight		0.05kg					
	刀片座 Insert Holder		RB200C12	RB200T16	RB200T22	RB200S12		
	适合刀片 Applicable Insert		CCMT120404	TCMT16T304	TCMT220404	SCMT120404		
	重量 (kg) Weight		0.68kg					

φ200以上 RBH-A组合式大径双刃粗搪刀+BST刀柄（MAS 403BT）

RBH-A Indexable twin-bit rough boring head of large diameter boring+BST shank (MAS 403BT)

《搪孔范围φ200-φ1250mm》 《Boring Range from φ200-φ1250mm》

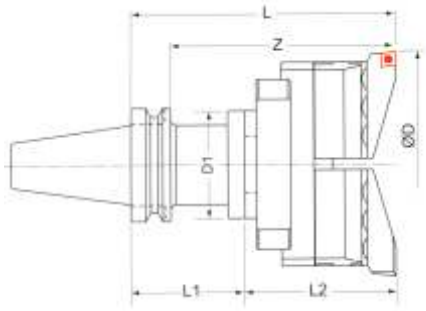

	搪头型号 Boring Head Type	接合型号 LBK ON	搪孔范围φ Dmm Boring Range	搪头长度mm Length	刀片规格 Insert	重量 KG 合金钢 Alloy Steel	重量 KG 铝合金 Aluminum Alloy	订购编码 Order Number	单价 Price
	RBH200-310LA	BST series	φ200~φ310	130	(选配刀片座) Optional Inserts CCMT120408 CMT16T304 CMT220408 CCMT120404	5.9	2.7	510680	6864
	RBH300-410LA		φ300~φ410			11.5	8.0	510682	10098
	RBH400-510LA		φ400~φ510			13.5	8.8	510684	12922
	RBH500-610LA		φ500~φ610			15.5	9.6	510686	15348
	RBH600-950LA	FMA-47.625	φ600~φ950	150		30.3	16.0	510688	16961
	RBH900-1250LA		φ900~φ1250			43.4	20.7	510690	24231

型号 Tape	搪孔范围 Ø (φEE)	有效长 Z	组合内容 Tool Connection		接合型号 LBK ON	全长 L	刀杆长 L1	刀杆外径 D1	重量 KG 合金钢 Alloy Steel	重量 KG 铝合金 Aluminum Alloy
BT50-RBH200A-230	φ200~φ450	85.1	BT50-BST-100	RBH200A	BST	230	100	95	14.6	12.3
BT50-RBH200A-280		35.2	BT50-BST-150			280	150		16.3	14.1
BT50-RBH200A-330		85.2	BT50-BST-200			330	200		19.1	16.7
BT50-RBH200A-380		35.3	BT50-BST-250			380	250		21.2	18.7
BT50-RBH200A-430		85.3	BT50-BST-300			430	300		23.2	20.7
BT50-RBH200A-480		35.4	BT50-BST-350			480	350		25.2	22.7
BT50-RBH200A-530		85.4	BT50-BST-400			530	400		27.2	24.7
BT50-RBH300A-230	φ300~φ450	85.1	BT50-BST-100	RBH300A		230	100		16.6	13.1
BT50-RBH300A-280		35.2	BT50-BST-150			280	150		18.3	14.8
BT50-RBH300A-330		85.2	BT50-BST-200			330	200		21.2	17.5
BT50-RBH300A-380		35.3	BT50-BST-250			380	250		23.2	19.5
BT50-RBH300A-430		85.3	BT50-BST-300			430	300		25.2	21.5
BT50-RBH300A-480		35.4	BT50-BST-350			480	350		27.2	23.5
BT50-RBH300A-530		85.4	BT50-BST-400			530	400		29.2	25.5
BT50-RBH400A-230	φ400~φ450	85.1	BT50-BST-100	RBH400A		230	100		18.6	13.9
BT50-RBH400A-280		35.2	BT50-BST-150			280	150		20.3	15.6
BT50-RBH400A-330		85.2	BT50-BST-200			330	200		23.2	18.3
BT50-RBH400A-380		35.3	BT50-BST-250			380	250		25.2	20.3
BT50-RBH400A-430		85.3	BT50-BST-300			430	300		27.2	22.3
BT50-RBH400A-480		35.4	BT50-BST-350			480	350		29.2	24.3
BT50-RBH400A-530		85.4	BT50-BST-400			530	400		31.2	26.3
BT50-RBH500A-230	500~610	85.1	BT50-BST-100	RBH500A		230	100		20.6	14.7
BT50-RBH500A-280		35.2	BT50-BST-150			280	150		22.3	16.4
BT50-RBH500A-330		85.2	BT50-BST-200			330	200		25.2	19.1
BT50-RBH500A-380		35.3	BT50-BST-250			380	250		27.2	21.1
BT50-RBH500A-430		85.3	BT50-BST-300			430	300		29.2	23.1
BT50-RBH500A-480		35.4	BT50-BST-350			480	350		31.2	25.1
BT50-RBH500A-530		85.4	BT50-BST-400			530	400		33.2	27.1
BT50-RBH600A-230	φ600~φ950	185	BT50-FMA47.625-75	RBH600A	FMA 47.625	230	75	128	40.4	32.2
BT50-RBH900A-230	φ900~φ1250			RBH900A					50.5	42.7

CBH微调精搪刀系列《搪孔范围φ20-φ202mm》

CBH Finish Boring Head《Boring Range from φ20-φ202mm》



特 色

1、CBH精搪刀适用于精切削搪孔，工作范围φ20-φ202mm均可搭配选用。
2、调整刻度为圆周50等分，每格调整尺寸位直径0.01mm，另有副尺可作更精细之调整。
3、精密导程螺丝位于内部，不受切屑、磨耗、生锈等影响，具有内部润滑，精准耐用。
4、内藏式水孔，刀尖直接冷却，刀片寿命长。
5、调整伸缩部为方型结构，双支撑面固定，所以切削稳固且刚性大。

搪头型号 Boring Head type	接合型号 LBK ON	搪孔范围φDmm Boring Range	搪头长度 Length	重量kg Weight	刀片规格／螺丝／刀片扳手 Insert／Clamping Screw／Wrench	订购编码 Order Number	单价 (RMB)Price
CBH20	LBK1	20-26	35	0.1	TB06/M2/T6 TP08/M2.2/T7 TC09/M2.2/T7	511100	3483
CBH25	LBK2	25-33	40	0.2		511102	4123
CBH32	LBK3	32-42		0.3		511104	4445
CBH40	LBK4	40-55	50	0.5		511106	4799
CBH52	LBK5	52-75	60	1	TP08/M2.2/T7 TP09/M2.5/T8 TC11/M2.5/T8	511108	5824
CBH68	LBK6	68-102	72	2		511110	6675
CBH100		100-152		2.9		511112	7368
CBH150		150-202		4.2		511114	10920

CBH微调精搪刀+LBK刀柄（MAS 403BT）

CBH Finish Boring Head+LBK Shank (MAS 403BT)

规格 Specifcations

▲ IBT是专为抑制搪孔共振而改良之专用刀杆　▲ IBT is the improved type dedicated to resonance inhibiting

Fig.1

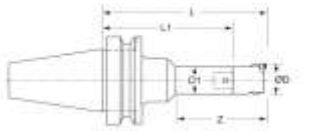

Fig.2

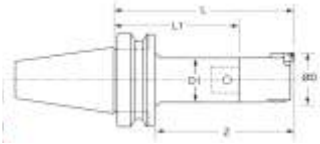

型号 Tape	样式 Fig.	搪孔范围 Ø (mm)	有效长 Z	组合内容 Tool Connection LBK刀杆 BIK shank	CBH刀头 Boring head	接合型号 LBK ON	全长 L	刀杆长 L1	刀杆外径 D1	重量 KG	订购编码 Order Number	单价 (RMB)Price
IBT30-CBH20-105	2	20-26	75	IBT30-LBK1-70	CBH20	1	105	70	91	.60	511200	
IBT30-CBH25-120		25-33	09	IBT30-LBK2-80	CBH25	2	120	80	42	.80	511202	
IBT30-CBH32-120		32-42		IBT30-LBK3-80	CBH32	3			13	.01	511204	
IBT30-CBH40-120		40-55		IBT30-LBK4-70	CBH40	4		70	93	.31	511206	
IBT30-CBH52-120		52-75		IBT30-LBK5-60	CBH52	5		60	05	.81	511208	
IBT30-CBH68-130		68-102	01	IBT30-LBK6-60	CBH68	6	130		46	.03	511210	
IBT40-CBH20-110	2	20-26	57	IBT40-LBK1-75	CBH20	1	110	5	19	.11	511212	
IBT40-CBH20-140			05	IBT40-LBK1-105			140	051		.31	511214	
IBT40-CBH25-125		25-33	09	IBT40-LBK2-85	CBH25	2	125	5	24	.31	511216	
IBT40-CBH25-155			21	IBT40-LBK2-115			155	151		.61	511218	
IBT40-CBH32-135		32-42	01	IBT40-LBK3-95	CBH32	3	135	5	31	.51	511220	
IBT40-CBH32-165			31	IBT40-LBK3-125			165	251		.81	511222	
IBT40-CBH32-195			61	IBT40-LBK3-155			195	551		.02	511224	
IBT40-CBH40-135		40-55	01	IBT40-LBK4-85	CBH40	4	135	5	39	.81	511226	
IBT40-CBH40-180			45	IBT40-LBK4-130			180	301		.42	511228	
IBT40-CBH40-225			91	IBT40-LBK4-175			225	751		.72	511230	
IBT40-CBH52-135		52-75	01	IBT40-LBK5-75	CBH52	5	135	5	50	.32	511232	
IBT40-CBH52-185			51	IBT40-LBK5-125			185	251		.33	511234	
IBT40-CBH52-235			02	IBT40-LBK5-175			235	751		.04	511236	
IBT40-CBH68-135		68-102	01	IBT40-LBK6-65	CBH68	6	135	5	64	.33	511238	
IBT40-CBH68-185			51	IBT40-LBK6-115			185	151		.74	511240	
IBT40-CBH68-235			02	IBT40-LBK6-165			235	651		.95	511242	
IBT40-CBH100-135		100-152	01	IBT40-LBK6-65	CBH100		135	5		.24	511244	
IBT40-CBH100-185			51	IBT40-LBK6-115			185	151		.65	511246	
IBT40-CBH100-235			02	IBT40-LBK6-165			235	651		.86	511248	
IBT40-CBH150-135		150-202	01	IBT40-LBK6-65	CBH150		135	5		.55	511250	
IBT40-CBH150-185			51	IBT40-LBK6-115			185	151		.96	511252	
IBT40-CBH150-235			02	IBT40-LBK6-165			235	651		.18	511254	
IBT50-CBH20-150	1	20-26	57	IBT50-LBK1-115	CBH20	1	150	151	31/19	.14	511256	
IBT50-CBH20-180			05	IBT50-LBK1-145			180	451		.24	511258	
IBT50-CBH25-150	2	25-33	05	IBT50-LBK2-110	CBH25	2	150	101	24	.14	511260	
IBT50-CBH25-180			35	IBT50-LBK2-140			180	401		.24	511262	
IBT50-CBH32-165		32-42	21	IBT50-LBK3-1 52	CBH32	3	165	251	31	.44	511264	
IBT50-CBH32-195			51	IBT50-LBK3-155			195	551		.54	511266	
IBT50-CBH40-165		40-55	21	IBT50-LBK4-115	CBH40	4	165	151	39	.84	511268	
IBT50-CBH40-195			51	IBT50-LBK4-145			195	451		.94	511270	
IBT50-CBH40-225			81	IBT50-LBK4-175			225	751		.35	511272	
IBT50-CBH40-255			12	IBT50-LBK4-205			255	052		.45	511274	
IBT50-CBH52-165		52-75	21	IBT50-LBK5-105	CBH52	5	165	051	50	.55	511276	
IBT50-CBH52-240			95	IBT50-LBK5-180			240	801		.56	511278	
IBT50-CBH52-300			52	IBT50-LBK5-240			300	402		.27	511280	
IBT50-CBH52-360	1		52	IBT50-LBK5-300			360	003	64/50	.68	511282	
IBT50-CBH68-165	2	68-102	21	IBT50-LBK6-95	CBH68	6	165	59	64	.56	511284	
IBT50-CBH68-240			95	IBT50-LBK6-170			240	701		.38	511286	
IBT50-CBH68-300			52	IBT50-LBK6-230			300	302		.69	511288	
IBT50-CBH68-360			15	IBT50-LBK6-290			360	902		1.0	511290	
IBT50-CBH68-420	1		75	IBT50-LBK6-350			420	503	90/64	5.5	511292	
BIT50-CBH68-420	2		75	BIT50-LBK6-350			420	503	64	3.2	511294	
IBT50-CBH100-165	2	100-152	21	IBT50-LBK6-95	CBH100		165	59		.47	511296	
IBT50-CBH100-240			95	IBT50-LBK6-170			240	701		.29	511298	
IBT50-CBH100-300			52	IBT50-LBK6-230			300	302		0.5	511300	
IBT50-CBH100-360			15	IBT50-LBK6-290			360	902		1.9	511302	
IBT50-CBH100-420	1		75	IBT50-LBK6-350			420	503	90/64	6.4	511304	
BIT50-CBH100-420	2		75	BIT50-LBK6-350			420	503	64	4.1	511306	
IBT50-CBH150-165	2	152-202	21	IBT50-LBK6-95	CBH150		165	59		.78	511308	
IBT50-CBH150-240			95	IBT50-LBK6-170			240	701		0.5	511310	
IBT50-CBH150-300			52	IBT50-LBK6-230			300	302		1.8	511312	
IBT50-CBH150-360			15	IBT50-LBK6-290			360	902		3.2	511314	
IBT50-CBH150-420	1		75	IBT50-LBK6-350			420	503	90/64	7.7	511316	
BIT50-CBH150-420	2		375	BIT50-LBK6-350			420	503	64	5.4	511318	

φ200以上 CBH组合式大径微调精搪刀系列

CBH ange iameter odular inish oring ead ith iameter ver φ200mm

	型号 Type		CBH200	CBH300	CBH400	CBH500	CBH600	CBH900
搪头型号 Boring Head Type	长度 Length (mm)		130	130	130	130	150	150
	整组重量 Total Weight (kg)	合金钢 Alloy Steel	9.7	11.7	13.7	15.7	33	43
		铝合金 Aluminum Alloy	7	7.8	8.6	9.4	15.8	20.5
	加工直径 Boring Diameter (mm)		[illegible]	[illegible]	[illegible]	[illegible]	[illegible]	[illegible]
组合型式 Module	接合刀杆 Taper Shank		BT50-BST/NT50-BST Series				BT50-FMA-47.625	
	连接器 Flange		BR200				BR600	BR900
	重量 (kg) Weight	合金钢 Alloy Steel	合金钢 Alloy Steel 2.7kg				19	29
		铝合金 Aluminum Alloy					8.8	13.5
	横向滑板 Extension Slide		RST200	RST300	RST400	RST500	RST300X2只(pieces)	
	重量 (kg) Weight	合金钢 Alloy Steel	3.4	5.4	7.4	9.4	10.8	
		铝合金 Aluminum Alloy	1.1	1.9	2.7	3.5	3.8	
	平衡滑块 Balance Weight		RBN200					
	重量 (kg) Weight		1.6kg					
	微调滑块 Finish Head		CB200					
	重量 (kg) Weight		1.6kg					
	适合刀片 Applicable Insert		TP08/M2.2/T7, P09/M2.5/T8, C11/M2.5/T8					

特 色

1、通用φ200-φ1250mm大型孔径加工使用。
2、粗、精搪刀使用同基础组件，且可另选配附件搭配使用。
工调整范围为直径110mm。CBH600与900A调整范围为50mm。3
3、精搪刀另有铝合金横向滑板，可选用来降低刀具重量。

Features

1. This ype s iuitable orfange iameter oring ithv anges rom φ200mm ot φ1250mm.
2. The tructure ncludes ommon lange nd xtension lide orf oth ough nd inish oring eads. Available an ebptional ccessories orf ifferent orks. djustmenAt ange s ithin 110mm ro iameter. he djusTment ange orf other BH600 nd BCH900 s i50mm.
3. Available s het orizontal lides ade foluminum lloy o teduce otal eight.

φ200以上 CBH大孔径微调精搪刀+BST刀柄（MAS 03BT）

CBH ange iameter odular inish oring ead+BST hank(MAS 03BT)

《搪孔范围φ200-φ1250mm》 《Boring Range rom φ200-φ1250mm》

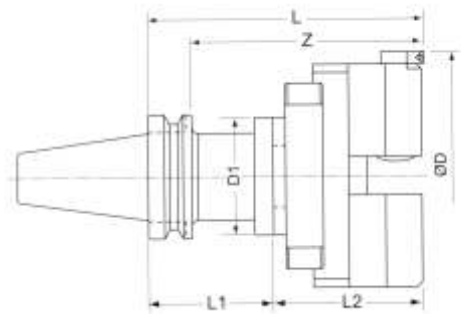

	搪头型号 Boring Head Type	接合型号 LBK oN	搪孔范围φ Dmm Boring Range	搪头长度 L2 mm	刀片规格/螺丝/扳手 Insert/Clamp	重量KG 合金钢 Alloy Steel	重量KG 铝合金 Aluminum Alloy	订购编码 Order Number	单价 Price
	CBH 200	BST系列 BST series	00-3210	130	TP08/M2.2/T7 TP09/M2.8/T8 TC11/M2.5/T8	.7 9	.0 7	510691	16800
	CBH 300		00-4310			1.7 1	.8 7	510692	20423
	CBH 400		00-5410			3.7 1	.6 8	510693	26135
	CBH 500		00-6510			5.7 1	.4 9	510694	28560
	CBH 600	FMA-47.625	00-9650	150		3.0 3	5.8	510695	35700
	CBH 900		00-19250			3.0 4	0.5	510696	

型号 Tape	搪孔范围 Ø (mm)	有效长 Z	组合内容 Tool Connection LBK刀杆 Shank	CBH刀头 Boring Head	接合型号 LBK oN	全长 L	刀杆长 L1	刀杆外径 D1	重量KG 合金钢 Alloy Steel	重量KG 铝合金 Aluminum Alloy
BT50-CBH200-230	[illegible]	85	BT50-BST-100	CBH200	BST	30	00	95	14.8	2.1
BT50-CBH200-280		35	BT50-BST-150			80	50		16.5	3.8
BT50-CBH200-330		85	BT50-BST-200			30	00		19.2	6.5
BT50-CBH200-380		35	BT50-BST-250			80	50		21.2	8.5
BT50-CBH200-430		85	BT50-BST-300			30	00		23.2	0.5
BT50-CBH200-480		35	BT50-BST-350			80	50		25.2	2.5
BT50-CBH200-530		85	BT50-BST-400			30	00		27.2	4.5
BT50-CBH300-230	[illegible]	85	BT50-BST-100	CBH300		30	00		16.8	2.9
BT50-CBH300-280		35	BT50-BST-150			80	50		18.5	4.6
BT50-CBH300-330		85	BT50-BST-200			30	00		21.2	7.3
BT50-CBH300-380		35	BT50-BST-250			80	50		23.2	9.3
BT50-CBH300-430		85	BT50-BST-300			30	00		25.2	2.3
BT50-CBH300-480		35	BT50-BST-350			80	50		27.2	4.3
BT50-CBH300-530		85	BT50-BST-400			30	00		29.2	6.3
BT50-CBH400-230	[illegible]	85	BT50-BST-100	CBH400		30	00		18.8	3.7
BT50-CBH400-280		35	BT50-BST-150			80	50		20.5	5.4
BT50-CBH400-330		85	BT50-BST-200			30	00		23.2	8.1
BT50-CBH400-380		35	BT50-BST-250			80	50		25.2	0.1
BT50-CBH400-430		85	BT50-BST-300			30	00		27.2	2.1
BT50-CBH400-480		35	BT50-BST-350			80	50		29.2	4.1
BT50-CBH400-530		85	BT50-BST-400			30	00		31.5	6.1
BT50-CBH500-230	500-610	85	BT50-BST-100	CBH500		30	00		20.8	4.5
BT50-CBH500-280		35	BT50-BST-150			80	50		22.5	6.2
BT50-CBH500-330		85	BT50-BST-200			30	00		25.2	8.9
BT50-CBH500-380		35	BT50-BST-250			80	50		27.2	0.9
BT50-CBH500-430		85	BT50-BST-300			30	00		29.2	2.9
BT50-CBH500-480		35	BT50-BST-350			80	50		31.2	4.9
BT50-CBH500-530		85	BT50-BST-400			30	00		33.2	6.9
BT50-CBH600-230	600-950	185	BT50-FMA47.625-75	CBH600	FMA 47.625	230	75	128	40.0	2.8
BT50-CBH900-230	900-1250			CBH900					50.0	7.5

Φ200以上 CBR組合式外圓微調精搪刀系列

(外圓搪孔範圍Φ10~Φ850mm)

CBR Large Diameter Modular Finish Boring Head with Diameter over Φ200mm

(Boring Range from Φ10~Φ850mm)



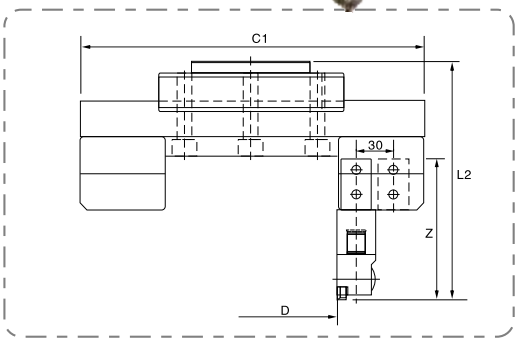

規格 Specifcations

	型號 Type		CBR200	CBR300	CBR400	CBR500	CBR600	CBR900
搪頭型號 Boring Head Type	搪頭長度 L2(mm)		190/220					
	有效長度 Z(mm)		115/145					
	整組重量 Total Weight(kg)	合金鋼 Alloy Steel	9.7	11.5	13.5	15.5	33	47
		鋁合金 Aluminum Alloy	7	8	8.8	9.6	16	22.3
	加工直徑 D(mm)Boring Diameter		10~150	10~250	10~350	10~450	10~550	10~850
組合型式 Module	接合刀杆 Taper Shank		BT50-BST-100L				BT50-FMA-47.625	
	連接器 Flange		BR200				BR600	BR900
	重量(kg) Weight	合金鋼 Alloy Steel	合金鋼 Alloy Steel 2.7kg				19	29
		鋁合金 Aluminum Alloy					8.8	13.5
	橫向滑板 Extension Slide		RST200	RST300	RST400	RST500	RST300X2祇 (pieces)	RST400X2祇 (pieces)
	重量(kg) Weight	合金鋼 Alloy Steel	3.4	5.4	7.4	9.4	10.8	14.8
		鋁合金 Aluminum Alloy	1.1	1.9	2.7	3.5	3.8	5.4
	平衡滑塊 Balance Weight		RBN200					
	重量(kg) Weight		1.6kg					
	外圓滑塊 Clamp Base		CB200					
	重量(kg) Weight		1.3kg					
	外圓用接杆 Adapter for External Boring		C25-LBK3-30			C25-LBK3-60		
	重量(kg) Weight		0.3			0.5		
	接合刀頭 Applicable Boring Heads		WBH32					

WBST四方柄搪孔刀架

WBST Tool Holder

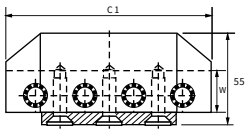

搪孔刀架型号 Tape	接合型号 LBK ON	搪孔范围 External Diameter(mm)	搪头长度 Length(mm)	宽度C1 (mm)	□W (mm)	重量 Weight
WBST150	BST	150~250	55	125	25	2.5
WBST200		200~300		175		3.6
WBST300		300~400		275		6.0
WBST400		400~500		375		8.3

WBST四方柄搪孔刀架

Square Shank Boring Tool Holder for BWST Tool Head



型號 Tape	□W (mm)	全长 Length(mm)	刀片 Insert	螺丝 Clamp Screw	重量 Weight
BSB25-T16-135	25	135	TCMT16...	M4	0.67
BSB25-T22-135			TCMT22...	M5	
BSB25-C12-135			CCMT12...	M5	
BSB25-S12-135			SCMT12...	M5	

WBST刀盘专用四方柄外圓搪孔刀架

Square Shank External Boring Tool Holder for BWST Tool Head

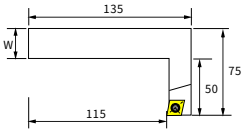

型號 Tape	□W (mm)	全长 Length(mm)	加工深A (mm)	刀片 Insert	螺丝 Clamp Screw	重量 Weight
EBSB25-T16-135-50	25	135	40	TCMT16T304	M4	0.8
EBSB25-C12-135-50				CCMT120404	M5	

WBST刀盘专用四方柄内外圓精搪孔刀架

Internal & External Square Shank Finish Boring Tool Holder for BWST Tool Head

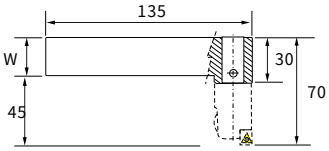

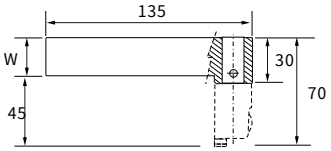

型號 Tape	□W (mm)	全长 Length(mm)	加工深A (mm)	搪头 Applicable Boring Heads	刀片 Insert	螺丝 Clamp Screw	重量 Weight
BSB25-LBK2-135	25	135	36	WBH25	TP08	M2.2	0.63

★此規格不含搪刀头 ★Boring Heads is not included

■Φ150以上 WBST四方柄大径搪刀+BST刀柄(MAS 403BT)

Square shank large hole boring head lifted with WBST tool set+BST shank(MAS 403BT)

(搪孔范围Φ150~Φ510mm)(Boring range from Φ150~Φ510mm)

WBST四方柄搪孔刀架+BST刀柄+BSB25四方柄搪刀

WBST square shank shank boring tool holder +BST+SBB25 quartet knife handle sugar

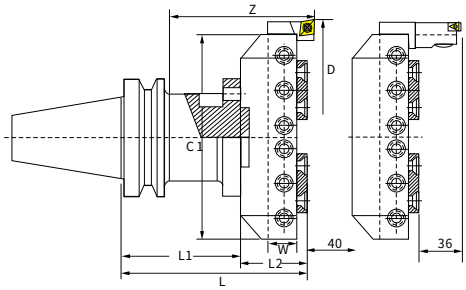

规格 Type	搪孔范围 Φ	有效长 Z	组合内容 Tool connection 刀具尺寸 BST size	刀具型号 BST Tool	接合型号 Links	全长 L	刀杆长 L1	刀杆外径 Φ	净重 KG
BT40-40-WBST150-125	150~260	90	BT40-BST-70	WBST150	BST	125	70	95	5.7
BT40-40-WBST200-125	200~310			WBST200					6.8
BT50-40-WBST150-155	150~260	110	BT50-BST-100	WBST150		155	100		7.6
BT50-40-WBST150-205		160	BT50-BST-150			205	150		9.3
BT50-40-WBST150-255		210	BT50-BST-200			255	200		12.1
BT50-40-WBST150-305		260	BT50-BST-250			305	250		14
BT50-40-WBST150-355		310	BT50-BST-300			355	300		16
BT50-40-WBST150-405		360	BT50-BST-350			405	350		18.6
BT50-40-WBST150-455		410	BT50-BST-400			455	400		21.8
BT50-40-WBST200-155	200~310	110	BT50-BST-100	WBST200		155	100		8.7
BT50-40-WBST200-205		160	BT50-BST-150			205	150		10.4
BT50-40-WBST200-255		210	BT50-BST-200			255	200		13.2
BT50-40-WBST200-305		260	BT50-BST-250			305	250		15.1
BT50-40-WBST200-355		310	BT50-BST-300			355	300		17.1
BT50-40-WBST200-405		360	BT50-BST-350			405	350		19.7
BT50-40-WBST200-455		410	BT50-BST-400			455	400		22.9
BT50-40-WBST300-155	300~410	110	BT50-BST-100	WBST300		155	100		11.1
BT50-40-WBST300-205		160	BT50-BST-150			205	150		12.8
BT50-40-WBST300-255		210	BT50-BST-200			255	200		15.6
BT50-40-WBST300-305		260	BT50-BST-250			305	250		17.5
BT50-40-WBST300-355		310	BT50-BST-300			355	300		19.5
BT50-40-WBST300-405		360	BT50-BST-350			405	350		22.1
BT50-40-WBST300-455		410	BT50-BST-400			455	400		25.3
BT50-40-WBST400-155	400~510	110	BT50-BST-100	WBST400		155	100		13.4
BT50-40-WBST400-205		160	BT50-BST-150			205	150		15.1
BT50-40-WBST400-255		210	BT50-BST-200			255	200		17.9
BT50-40-WBST400-305		260	BT50-BST-250			305	250		19.8
BT50-40-WBST400-355		310	BT50-BST-300			355	300		21.8
BT50-40-WBST400-405		360	BT50-BST-350			405	350		24.4
BT50-40-WBST400-455		410	BT50-BST-400			455	400		27.6

★此规格不含BSB25四方柄搪刀。

★Only quadrangular boring knives are used for processing.

■Φ150以上 WBST四方柄大径搪刀+BST刀柄(MAS 403BT)外圆加工用

Square Shank Large Hole Boring Head Fitted with WBST Tool Set+BST Shank (MAS 403BT) for Cylindrical Processing

(搪孔范围Φ80~Φ450mm)(Boring range from Φ80~Φ450mm)

WBST四方柄搪孔刀架+BST刀柄+BSB25四方柄外圆搪刀

WBST square shank boring tool holder +BST+SBB25 square shank tool holders tool cylindrical boring

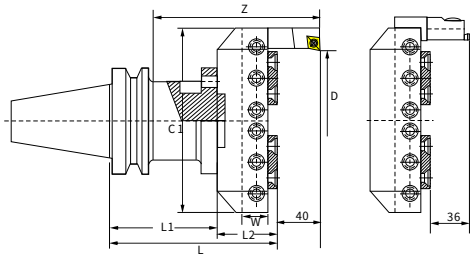

规格 Type	搪孔范围 Φ	Z	加工深度 A	组合内容 Tool connection 刀具尺寸 BST size	刀具型号 BST Tool	接合型号 Links	全长 L	刀杆长 L1	刀杆外径 Φ	净重 KG
BT40-40-WBST150-125	80~200	90		BT40-BST-70	WBST150	BST	125	70	95	5.7
BT40-40-WBST200-125	130~250				WBST200					6.8
BT50-40-WBST150-155	80~200	110		BT50-BST-100	WBST150		155	100		7.6
BT50-40-WBST150-205		160		BT50-BST-150			205	150		9.3
BT50-40-WBST150-255		210		BT50-BST-200			255	200		12.1
BT50-40-WBST150-305		260		BT50-BST-250			305	250		14
BT50-40-WBST150-355		310		BT50-BST-300			355	300		16
BT50-40-WBST150-405		360		BT50-BST-350			405	350		18.6
BT50-40-WBST150-455		410		BT50-BST-400			455	400		21.8
BT50-40-WBST200-155	130~250	110		BT50-BST-100	WBST200		155	100		8.7
BT50-40-WBST200-205		160		BT50-BST-150			205	150		10.4
BT50-40-WBST200-255		210		BT50-BST-200			255	200		13.2
BT50-40-WBST200-305		260		BT50-BST-250			305	250		15.1
BT50-40-WBST200-355		310		BT50-BST-300			355	300		17.1
BT50-40-WBST200-405		360		BT50-BST-350			405	350		19.7
BT50-40-WBST200-455		410		BT50-BST-400			455	400		22.9
BT50-40-WBST300-155	230~350	110		BT50-BST-100	WBST300		155	100		11.1
BT50-40-WBST300-205		160		BT50-BST-150			205	150		12.8
BT50-40-WBST300-255		210		BT50-BST-200			255	200		15.6
BT50-40-WBST300-305		260		BT50-BST-250			305	250		17.5
BT50-40-WBST300-355		310		BT50-BST-300			355	300		19.5
BT50-40-WBST300-405		360		BT50-BST-350			405	350		22.1
BT50-40-WBST300-455		410		BT50-BST-400			455	400		25.3
BT50-40-WBST400-155	330~450	110		BT50-BST-100	WBST400		155	100		13.4
BT50-40-WBST400-205		160		BT50-BST-150			205	150		15.1
BT50-40-WBST400-255		210		BT50-BST-200			255	200		17.9
BT50-40-WBST400-305		260		BT50-BST-250			305	250		19.8
BT50-40-WBST400-355		310		BT50-BST-300			355	300		21.8
BT50-40-WBST400-405		360		BT50-BST-350			405	350		24.4
BT50-40-WBST400-455		410		BT50-BST-400			455	400		27.6

★此规格不含BSB25四方柄搪刀。

★Only quadrangular boring knives are used for processing.

CBI小径微调精搪刀系列《搪孔范围φ3-φ40mm》

Small diameter finish boring head type BCI 《Boring range from φ3-φ40mm》

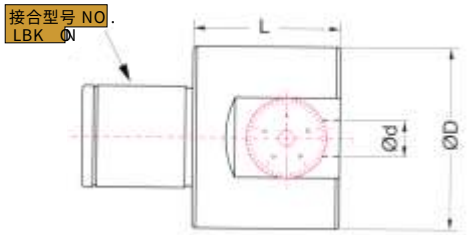

特点

1、CBI小径精搪刀有三种选择，通用于φ8-φ40mm小孔径使用，使用全钨钢小径搪刀杆可加工φ3-φ10mm小孔。
2、调整刻度为圆周50等分，每格精密尺寸为直径0.01mm，另有副可作更精细之调整。
3、精密过程螺丝位于内部，不受切屑、磨耗、生锈等影响，具有内润滑，耐磨耐用。

Features

1. Available in three different styles enabling small diameter boring from 3mm to 40mm. Boring range and deep hole boring from φ3 to φ10mm for small diameter solid carbide boring bars have been employed.
2. The dial is graduated into 50 divisions, each of which is 0.01mm for diameter. Available is a dial for fine adjustment.
3. High precision internal lead screw with inner lubrication sheet from the effects of chips, featuring high durability.

搪头型号 Boring head type	接合型号 LBK φN	内置刀杆φDmm Internal diameter	外径φDmm External diameter	长 Length	度移动量 Feed	本体重量kg Weight
CBI 4	LBK 4	10	36	32	0-2.0	0.4
CBI 5	LBK 5	12	50	40	0-3.5	0.8
CBI 6	LBK 6	16	64	50	0-5.0	1.4

CBI小径微调精搪刀系列+LBK刀柄（MAS 403BT）

CBI small diameter finish boring head LBK shank (MAS 403BT)

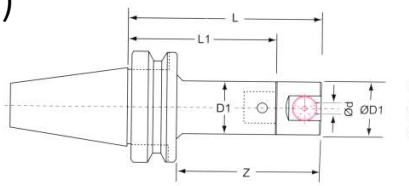

CBI小径微调精搪刀组合系列

型号 Tape	移动量 F mm	延伸长 Z	组合内容 Tool Connection		接合型号 LBK φN	全长 L	刀杆长 L1	刀杆外径 D1	内置外径 d mm	重量 KG
			搪头型号 Boring head	接合型号 LBK φN						
BT30-CBI4-100	0-2.0	70	BT30-LBK4-070	CBI4	4	100	70	32	10	1.2
BT30-CBI5-100	0-3.5	70	BT30-LBK5-060	CBI5	5	100	60	35	12	1.6
BT30-CBI6-110	0-5.0	80	BT30-LBK6-060	CBI6	6	110	60	46	16	2.4
BT40-CBI4-115	0-2.0	75	BT40-LBK4-085	CBI4	4	151	58	32	10	1.7
BT40-CBI5-115	0-3.5	75	BT40-LBK5-075	CBI5	5	151	57	35	12	2.1
BT40-CBI6-115	0-5.0	75	BT40-LBK6-065	CBI6	6	151	56	46	16	2.7
BT50-CBI4-145	0-2.0	95	BT50-LBK4-115	CBI4	4	451	115	32	10	4.7
BT50-CBI5-145	0-3.5	95	BT50-LBK5-105	CBI5	5	451	105	35	12	5.3
BT50-CBI6-145	0-5.0	95	BT50-LBK6-095	CBI6	6	451	59	46	16	5.9

CBI小径微调精搪刀+LBK刀柄（MAS 403BT）径搪刀杆BJ系列

CBI small diameter finish boring head LBK shank (MAS 403BT) Tool extension type JB

型号 Tape	移动量 F mm	延伸长 Z	组合内容 Tool Connection			接合型号 LBK φN	全长 L	刀杆长 L1	外径 D1	重量 KG
			搪头型号 Boring head	CBI刀头	小径搪刀杆					
BT30-CBI4-BJ10-5PCS	0-2.0	70	BT30-LBK4-070	CBI4	BJ10-5PCS	4	100	70	32	.91
BT30-CBI5-BJ12-5PCS	0-3.5	70	BT30-LBK5-060	CBI5	BJ12-5PCS	5	100	60	35	.32
BT30-CBI6-BJ16-8PCS	0-5.0	80	BT30-LBK6-060	CBI6	BJ16-8PCS	6	110	60	46	.64
BT40-CBI4-BJ10-5PCS	0-2.0	75	BT40-LBK4-085	CBI4	BJ10-5PCS	4	151	58	32	.42
BT40-CBI5-BJ12-5PCS	0-3.5	75	BT40-LBK5-075	CBI5	BJ12-5PCS	5	151	57	35	.82
BT40-CBI6-BJ16-8PCS	0-5.0	75	BT40-LBK6-065	CBI6	BJ16-8PCS	6	151	56	46	.94
BT50-CBI4-BJ10-5PCS	0-2.0	95	BT50-LBK4-115	CBI4	BJ10-5PCS	4	451	115	32	.45
BT50-CBI5-BJ12-5PCS	0-3.5	95	BT50-LBK5-105	CBI5	BJ12-5PCS	5	451	105	35	.06
BT50-CBI6-BJ16-8PCS	0-5.0	95	BT50-LBK6-095	CBI6	BJ16-8PCS	6	451	59	46	.18

CBI系列专用小径搪刀延长杆 CA型

Exctension adapter for small diameter boring bar dedicated to BCI series type CA

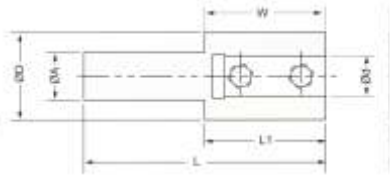

型号 type	柄径 φA(mm)	外径φDmm External diameter	内径φDmm Internal diameter	伸延度 L1(mm)	孔深 W(mm)	全长 L(mm)
CA1006-30	10	8.1	6.0	30	25	55
CA1206-35	12	2.2	6.0	35	25	55
CA1210-35	12	2.2	10	35	30	55
CA1606-35	16	6.1	6.0	35	25	58
CA1610-35	16	2.2	10	35	30	58

CBI系列专用超小径碳化钨搪刀 BS型

Super fine diameter tungsten carbide boring bar dedicated to BCI series type BSJ

型号 type	搪孔范围 Boring range				柄径 φA(mm)	有效长 L1(mm)	总长 L(mm)
	最小加工直径 φD min	最大加工直径φd max					
		CBI4	CBI5	CBI6			
BJ0603-15	3	3	0.1	3.1	6	15	50
BJ0604-20	4	4	1.1	4.1	6	20	50
BJ0605-25	5	5	2.1	5.1	6	25	60
BJ0606-30	6	6	3.1	6.1	6	30	60
BJ1008-35	8	8	5.1	8.1	10	35	75
BJ1010-40	10	10	7.1	0.2	10	40	75

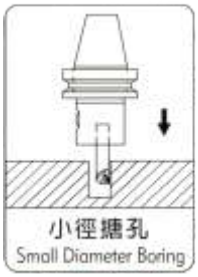

Fig.1

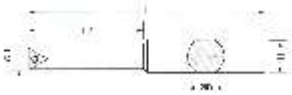

Fig.2

CBI4 专用小径搪刀杆 B型《搪孔范围 φ8-φ24mm》

型号 Type	Fig	φD (mm)	φd (mm)	L (mm)	L2 (mm)	H (mm)	刀片规格 Insert	螺丝 Clamp screw	扳手 Wrench
BJ1008-32	1	10	8	64	32	9	TB..0601..	M2	T6
BJ1010-40			10	72	40				
BJ1012-45	2		12	77	27		TP..0902..	M2.5	T8
BJ1016-45			16	77	27				
BJ1020-45			20	77	27				
★ BJ10-5PCS	BJ1008-32 J1010-40B J1012-45B J1016-45B J1020-45B								

CBI5 专用小径搪刀杆 B型《搪孔范围 φ8-φ27mm》

型号 Type	Fig	φD (mm)	φd (mm)	L (mm)	L2 (mm)	H (mm)	刀片规格 Insert	螺丝 Clamp screw	扳手 Wrench
BJ1208-32	1	12	8	64	32	9	TB..0601..	M2	T6
BJ1210-40			10	72	40				
BJ1212-45	2		12	77	45		TP..0902..	M2.5	T8
BJ1216-45			16	77	22				
BJ1220-45			20	77	25				
★ BJ12-45PCS	BJ1208-32 J1210-40B J1212-45B J1216-45 B J1220-45								

CBI6 专用小径搪刀杆 B型《搪孔范围 φ8-φ50mm》

型号 Type	Fig	φD (mm)	φd (mm)	L (mm)	L2 (mm)	H (mm)	刀片规格 Insert	螺丝 Clamp screw	扳手 Wrench
BJ1608-32	1	16	8	74	32	15	TB..0601..	M2	T6
BJ1610-40			10	75	40				
BJ1612-53			12	85	53		TP..0902..	M2.5	T8
BJ1616-68			16	100	68				
BJ1620-83	2		20	115	83		TP..0902..	M3	T9
BJ1625-90			25	122	90				
BJ1630-90			30	122	90				
BJ1640-90			40	122	90				
★ BJ16-8PCS	BJ1608-32 J1610B-40 J1612B-53 J1616B-68 J1620B-83 J1625B-90 J1630B-90 J1640B-90								

★ 表示盒装包装
★ In oxB acRage

★ 切削加工时，小径搪刀杆以3倍直径伸出量为佳。
★ Note：outstretch formall iameter oring sielter itwin 3mest fds iiameter hen n ise.

碳化钨组合式小径搪刀杆专用套筒 E型



型号 Type	外径 D (mm)	内径 D1 (mm)	适用钨钢刀柄 Applicable carbide tool holder
E1608	16	8	S08. HC08
E1610	16	10	S10. HC10
E1612	16	12	S12. HC12
E1614	16	14	TL4 S

碳化钨组合式小径搪刀杆 ST型

型号 Type	全长 L (mm)	柄径 D (mm)	结合牙 M (mm)	适用搪孔头 Applicable carbide tool holder	适用套筒 Applicable bushing
ST08-W5-100L	100	8	M5	B09A. BE10.5A	EC1608
ST10-W6-110L	110	10	M6	E12AB	EC1610
ST12-W6-120L	120	12		E14AB. BE16A	EC1612
ST14-W6-160L	160	14		E16AB	EC1614
ST16-W10-160L	160	16	M10	EB8A E20A E22A E24A EB6A E28A E30A E32A EB4A E36A E38A E40A	---

高速钨组合式小径搪刀杆 HC型

型号 Type	全长 L (mm)	柄径 D (mm)	结合牙 M (mm)	适用搪孔头 Applicable carbide tool holder	适用套筒 Applicable bushing
HC08-M5-075	75	8	M5	B09A. BE10.5A	EC1608
HC10-M6-095	95	10	M6	E12AB	EC1610
HC12-M6-115	115	12	M6	E14AB. BE16A	EC1612
HC12-M10-130	130		M10	EB8A E20A E22A E24A EB6A E28A E30A E32A EB4A E36A E38A E40A	
HC16-M10-130		16			---

组合式搪孔头 B型《搪孔范围 φ9-φ50mm》

型号 Type	d (mm)	H (mm)	L (mm)	M (mm)	刀片规格 Insert	螺丝 Clamp screw	扳手 Wrench
B09A	9	7	18	M5	TP..0802..	M2.2	T7
E10.5A	0.5						
B12A	2 1	8	23	M6			
B14A	4 1	10					
B16A	6 1						
B18A	8 1	14	27	M10			
B20A	0 2						
B22A	2 2						
B24A	4 2						
B26A	6 2						
B28A	8 2						
B30A	0 3						
B32A	2 3						
B34A	4 3						
B36A	6 3						
B38A	8 3						
B40A	0 4						

超硬整体碳化钨制搪刀杆《搪孔范围φ20-φ75mm》

Super ahrd oSlid uTngsten aCrbide orBing cBr《Boring aRnge rofmφ20-φ75mm》

特 点

1、超硬碳化钨制搪刀杆，使用高韧性配方制造，坚韧耐用，实高硬度、高刚性、高抗震性，可施行超深孔搪孔加工（10D）。
2、各种规格均有内部水孔，深孔加工时排屑及冷却效果良好。
3、直柄结构，加工深度可依加工须求自行调整。
4、本体两端均设有结合孔，如遇一端损坏时，另一端即能配合使用，加刀杆本身价值，更符合经济效益。

Features

1、Super ahrd uTngsten aCrbide obing ab ade rom igh foughness compound s iough nal urable, dhighly aterializing eaftures fouper ardness, h igh igidity nal xtra ibration eSistance, most uitable orf xtra epth obing 10D). (
2、Standard nternal oolant olles iulitt n iverv ize fohse tab, lest orfoofing nal hip vacuation n iedp olle obing.
3、Featuring traight hank tracture, hte ab anc e djusted o tifferent orking enlths.
4、On olth nals foam obly ntegrated re a orderingsolles. One olle illv e uperseded y het ther pan nbaking. This ill vedce our ostynch rapptly ncrease het alue fo oring abr.b

碳化钨直柄搪刀杆

Super ahrd oSlid uTngsten aCrbide orBing aBr

型号 Tape	样式 Fig	内孔径φ Dmm Internal ia.	外径φ Dmm External ia. D	全长 L(mm)	有效长 Z(mm)	接合搪刀头 Applicable	搪孔范围(mm) Boring ange	重量 KG
CS9-LBK1-150L	1	11	19	252	501	BH20	0-26	.80
CS9-LBK1-200L				752	002			1
CS4-LBK2-180L		14	24	602	801	BH25	5-33	.15
CS4-LBK2-240L				203	402			.3
CS2-LBK3-240L		18	32	203	402	BH32	3-42	.2
CS2-LBK3-310L				903	103			.3
CS2-LBK3/4-280L	2	18/22	32/39	653	802	CBH40	0-65	.3
CS2-LBK3/4-350L				354	503			.3
CS0-LBK4-310L	1	22	40	903	103		1-65	.5
CS0-LBK4-400L				804	004			.56
CS0-LBK4/5-360L	2	22/28	40/50	454	603	CBH52	2-75	.65
CS0-LBK4/5-450L				355	504			.17

★ 此规格不含搪刀头　　★ Boring ehad s iotn ncludea.
★ LBK3/4 与 LBK4/5 为小变打异径延长杆　　★ LBK3/4 nal BLK4/5 rea xtensions itlu angnifying iatneter.

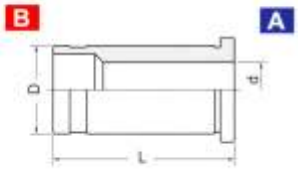

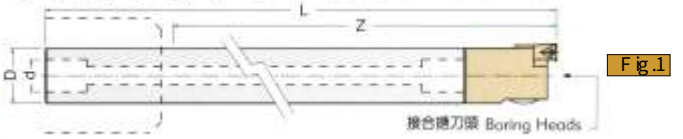

Fig.1

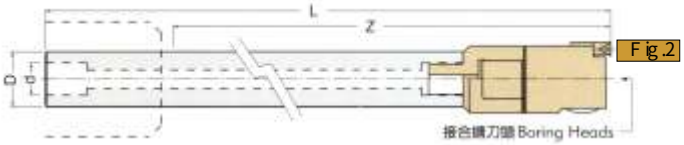

Fig.2

C32 直柄搪刀杆

C32 tSaight hanSk orBing aBr

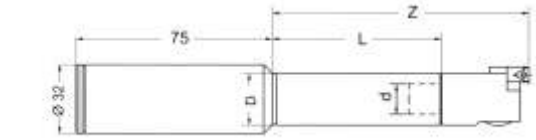

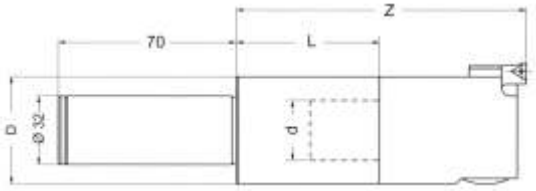

规格 Specifcations

型号 Tape	内孔径φ Dmm Internal ia.	外径φ Dmm D External ia.	全长 L(mm)	有效长 Z(mm)	接合搪刀头 Applicable Boring Heads	重量 KG
C32-LBK1-075L	11	91	57	110	BH20	.50
C32-LBK2-070L	41	42	07	110	RBH25 RBH25A CBH25	.50
C32-LBK2-120L	41	42	120	610		.80
C32-LBK3-070L	81	13	07	110	RBH32 RBH32A CBH32	.60
C32-LBK3-120L	81	13	120	610		.90
C32-LBK4-060L	22	93	66	110	RBH40 RBH40A CBH40 CBI 4	.80
C32-LBK4-110L	22	93	110	610		.21
C32-LBK5-060L	82	05	66	210	RBH52 RBH52A CBH52 CBI 5	1
C32-LBK5-120L	82	05	120	810		.95
C32-LBK6-060L	63	46	66	310	RBH68 RBH90 RBH68A RBH90A CBH68，100，150；CBI	.55
C32-LBK6-120L	63	46	120	910		.92

★ 此规格不含搪刀头　　★ Boring ehad s iotn ncludea.

镗孔刀具套装 | NBH2084/NBJ16

NBH2084 微調精鏜孔系統（套裝）
NBH2084 FINE TUNING BORE SYSTEM（WHOLE SET）

型號說明 Model explanation

BT50-NBH 2084 - 8P

- 8P：從基準面開始的長度
- 2084：最大把握直徑
- NBH：夾頭略號
- BT50：刀柄形狀

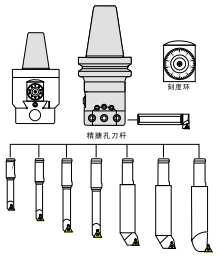

型 號 Cat. No	鏜孔範圍 Boring Range	主軸柄規格 Spinde handle models	鏜頭型號 Head NO	鏜刀杆 Bar keep out	重量 Weight（KG）	单价 PRICE (RMB)
BT40-NBH2084-8P	8～280	BT40-NBH-50	NBH2084	NBH-20..	9.5	9100
BT50-NBH2084-8P	8～280	BT50-NBH-55		NBH-20..	12.0	9200
NT40-NBH2084-8P	8～280	NT40-NBH-50		NBH-20..	9.3	9100
NT50-NBH2084-8P	8～280	NT50-NBH-55		NBH-20..	10.8	9200
SK40-NBH2084-8P	8～280	SK40-NBH-50		NBH-20..	9.5	9100
SK50-NBH2084-8P	8～280	SK50-NBH-55		NBH-20..	12.0	9200
8-NBR2084-8P	8～280	R8-NBH-50		NBH-20..	10.0	9000

型 號 Cat. No	鏜孔範圍 Boring Range	調整精度 Tuning precision	調整行程 Stroke	重量 Weight（KG）
NBH2084	Φ8～Φ280	Φ0.01mm/格	28.0mm	3.0

型 號 Cat. No	鏜孔範圍 Boring Range	D	L1	L	適用刀片 Applicable inserts	螺釘 Clamp screw	扳手 spanner	重量 Weight（KG）	单价 PRICE (RMB)
NBH-2008-32	8～11	20	32	80	TBGT0601..L	M2.0X5	T6	0.095	500
2010-40 -	10～13		40	87				0.095	500
2012-53 -	12～17		53	98	TPGH0902..L	M2.5X6	T8	0.12	500
2016-68 -	16～21		68	110				0.16	500
2020-83 -	20～130		83	123	TPGH1103..L	M3.0X7	T8	0.22	500
2025-96 -	25～135		96	137				0.34	500
2030-115 -	30～140		115	152				0.54	500
2020-L -	120～280		84+BTL1	100				0.23	500

NBJ16 微調精鏜孔系統（套裝）
NBJ16 FINE TUNING BORE SYSTEM（WHOLE SET）

型號說明 Model explanation

BT50-NBH 2084 - 8P

- 8P：從基準面開始的長度
- 2084：最大把握直徑
- NBH：夾頭略號
- BT50：刀柄形狀

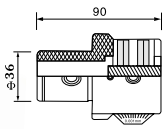

精搪孔刀本体

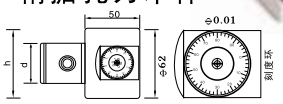

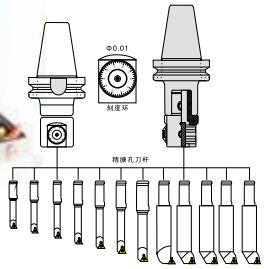

型 號 Cat. No	鏜孔範圍 Boring Range	主軸柄規格 Spinde handle models	鏜頭型號 Head NO	鏜刀杆 Bar keep out	重量 Weight（KG）	单价 PRICE (RMB)
BT30-NBJ16-8P	8～50	BT30-CK6-55	NBJ16	NBJ-16..	8	10000
BT40-NBJ16-8P	8～50	BT40-CK6-55		NBJ-16..	9.1	10200
BT50-NBJ16-8P	8～50	BT50-CK6-65		NBJ-16..	11.7	10500
NT40-NBJ16-8P	8～50	NT40-CK6-55		NBJ-16..	8.5	10000
NT50-NBJ16-8P	8～50	NT50-CK6-65		NBJ-16..	10.3	10500
SK40-NBJ16-8P	8～50	SK40-CK6-55		NBJ-16..	8.9	10000
SK50-NBJ16-8P	8～50	SK50-CK6-65		NBJ-16..	10.5	10500

型 號 Cat. No	鏜孔範圍 Boring Range	調整精度 Tuning precision	調整行程 Stroke	重量 Weight（KG）
NBJ 16	Φ8～Φ50	Φ0.01mm/格	6.0mm	1.2

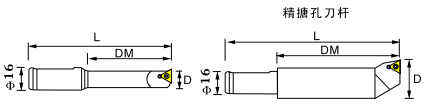

型 號 Cat. No	鏜孔範圍 Boring Range	D	L1	L	適用刀片 Applicable inserts	螺釘 Clamp screw	扳手 spanner	重量 Weight（KG）	单价 PRICE (RMB)
NBJ-1608-32	8～11	16	32	80	TBGT0601..L	M2X5	T6	0.077	500
NBJ-1610-40	10～13		40	87				0.082	500
NBJ-1612-53	12～15		53	98	TPGH0902..L	M2.5X6	T8	0.095	500
NBJ-1616-68	16～21		68	110				0.143	500
NBJ-1620-83	20～26		83	125	TPGH1103..L	M3.0X7	T8	0.203	500
NBJ-1625-90	25～31		90	128				0.275	500
NBJ-1630-90	30～41		90	128				0.275	500
NBJ-1640-90	40～51		90	128				0.286	500

等径搪刀延长杆
Extenstion (Constant diameter)

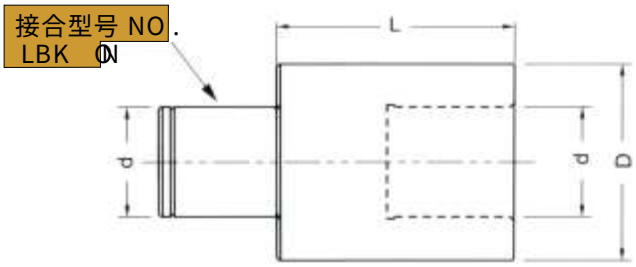

型号 Tape	d mm	D mm	L mm	接合搪刀头 Applicable Boring Heads	重量 KG	订购编码 Order Number	单价 Price
BLK1-1-30L	11	19	30	BH20	0.07	512000	400
BLK2-2-30L	41	24	30	RBH25 CBH25	0.1	512002	400
BLK3-3-30L	81	31	30	RBHH32 BH32 C	0.15	512004	400
BLK4-4-45L	22	39	45	RBH40 BH40 CBI 4 C	0.4	512006	400
BLK5-5-60L	82	50	60	RBH52 BH52 CBI 5 C	0.8	512008	400
BLK6-6-60L	63	64	60	RBH68,RBH90 BH68,100,150 BI 6	1.4	512010	400

异径搪刀延长杆
Extenstion (Reducing)



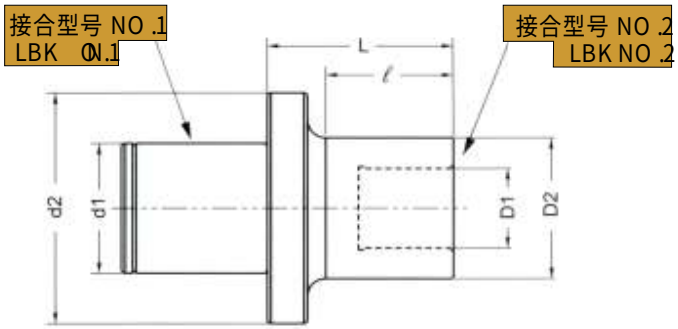

型号 Tape	d1 mm	d2 mm	D1 mm	D2 mm	L mm	E mm	接合搪刀头 Applicable Boring Heads	重量 KG	订购编码 Order Number	单价 Price
BLK2-1-36L	14	24			63	03	BH20	.10	512100	400
BLK3-1-41L	18	31			14	03	BH20	0.15	512102	400
BLK3-2-37L			41	42	73	52	BR25 ; CBH25	0.15	512104	400
BLK4-1-58L	22	39	11	91	85	04	BH20	03	512106	400
BLK4-2-50L			41	42	05	63	BR25 ; CBH25	03	512108	400
BLK4-3-50L			81	13	05	73	BR32 ; CBH32	035	512110	40
BLK5-1-60L	28	50	11	91	06	04	BH20	045	512112	400
BLK5-2-54L			41	42	45	53	BR25 ; CBH25	045	512114	400
BLK5-2-74L					47	55	BR25 ; CBH25	05	512116	400
BLK5-3-47L			81	13	74	29	BR32 ; CBH32	05	512118	400
BLK5-3-72L					27	54	BR32 ; CBH32	06	512120	400
BLK5-4-42L			22	93	24	25	BR40 ; CBH40	05	512122	400
BLK5-4-67L					76	50	BR40 ; CBH40	07	512124	400
BLK6-1-70L	36	64	11	19	07	40	BH20	09	512126	500
BLK6-2-63L			41	42	36	45	BH25 ; CBH25	07	512128	500
BLK6-2-93L					39	75	BH25 ; CBH25	08	512130	500
BLK6-3-56L			81	13	65	39	BH32 ; CBH32	0.75	512132	500
BLK6-3-96L					69	79	BH32 ; CBH32	0.95	512134	500
BLK6-4-51L			22	93	15	35	BH40 ; CBH40	0.85	512136	500
BLK6-4-101L					01	85	BH40 ; CBH40	13	512138	500
BLK6-5-41L			82	25	14	25	BH52 ; CBH52	0.85	512140	500
BLK6-5-91L					19	75	BH52 ; CBH52	1.45	512142	500

搪刀刀杆 BT系列，LBK系列

Taper shank of boring heads series BT, LBK

LBK系列
LBK series

BST系列
BST series

Fig.1

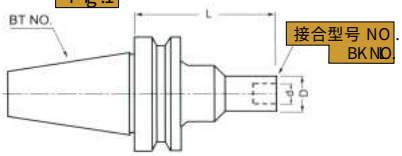

Fig.2

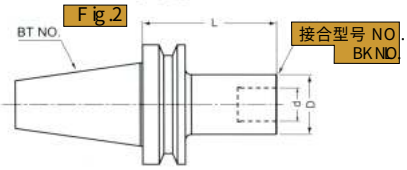

Fig.3

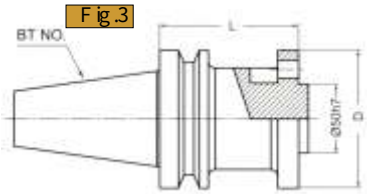

型号 Tape	样式 Fig.	长度 L(mm)	外径φD mm External dia.D	接合搪刀头 Applicable Boring Heads	重量 KG	订购编码 Order Number	单价 Price
BT30-LBK1-070L	2	70	19	CBH20	.50	512200	500
BT30-LBK2-080L		80	24	RBH25；CBH25	.60	512202	500
BT30-LBK3-080L		80	31	RBH32；CBH32	.70	512204	500
BT30-LBK4-070L		70	39	RBH40；CBH40；CBI 4	.80	512206	500
BT30-LBK5-060L		60	50	RBH52；CBH52；CBI 5	.80	512208	500
BT30-LBK6-060L		60	64	RBH68；RBH90；CBH68；CBH100；CBH150；CBI 6	.01	512210	500
BT40-LBK1-075L	2	75	19	CBH20	.01	512212	500
BT40-LBK1-105L		105			.21	512214	500
BT40-LBK2-085L		85	24	RBH25；CBH25	.11	512216	500
BT40-LBK2-115L		115			.41	512218	500
BT40-LBK3-095L		95	31		.21	512220	500
BT40-LBK3-125L		125			.51	512222	500
BT40-LBK3-155L		155			.71	512224	500
BT40-LBK4-085L		85	39		.31	512226	500
BT40-LBK4-130L		130			.91	512228	500
BT40-LBK4-175L		175		RBH32；CBH32	.22	512230	600
BT40-LBK5-075L		75	50		.31	512232	500
BT40-LBK5-125L		125			.32	512234	500
BT40-LBK5-175L		175		RBH40；CBH40；CBI 4	.03	512236	500
BT40-LBK6-065L		65	64		.31	512238	500
BT40-LBK6-115L		115			.72	512240	500
BT40-LBK6-165L		165		RBH52；CBH52；CBI 5	.93	512242	600
BT50-LBK1-115L	1	115	31/19	CBH20	.04	512244	800
BT50-LBK1-145L		145			.14	512246	900
BT50-LBK2-110L	2	110	24	RBH68；RBH90；CBH68；CBH100；CBH150；CBI 6 RBH25；CBH25	.93	512248	800
BT50-LBK2-140L		140			.04	512250	900
BT50-LBK3-125L		125	31	RBH32；CBH32	.14	512252	800
BT50-LBK3-155L		155			.24	512254	900
BT50-LBK4-115L		115	39	RBH40；CBH40；CBI 4	.34	512256	800
BT50-LBK4-145L		145			.44	512258	900
BT50-LBK4-175L		175			.84	512260	1000
BT50-LBK4-205L		205			.94	512262	1100
BT50-LBK5-105L		105	50	RBH52；CBH52；CBI 5	.54	512264	800
BT50-LBK5-180L		180			.55	512266	900
BT50-LBK5-240L		240			.26	512268	1000
BT50-LBK5-300L	1	300	64/50		.67	512270	1300
BT50-LBK6-095L	2	95	64	RBH68；RBH90；CBH68；CBH100；CBH150；CBI 6	.54	512272	900
BT50-LBK6-170L		170			.36	512274	1100
BT50-LBK6-230L		230			.67	512276	1200
BT50-LBK6-290L		290			.09	512278	1300
BT50-LBK6-350L	1	350	90/64		3.5	512280	1500
BT50-LBK6-350L	2	350	64		1.2	512282	1500
BT40-BST-070L	3	70	95	BH120以上 BH200以上 径搪刀系列 BH120 and above; BH200 and above; arge diameter boring heads series	.23	512284	1250
BT50-BST-100L		100			.15	512286	1520
BT50-BST-150L		150			.86	512288	2000
BT50-BST-200L		200			.69	512290	2400
BT50-BST-250L		250			1.5	512292	2600
BT50-BST-300L		300			3.5	512294	2800
BT50-BST-350L		350			5.5	512296	5000
BT50-BST-400L		400			7.5	512298	5200
BT50-FMA47.625-75		75	128	RBH600A，RBH900A，CBH600，CBH900	.07	512300	900

BS 粗镗刀把
BS BORING BAR

BSA=45 °

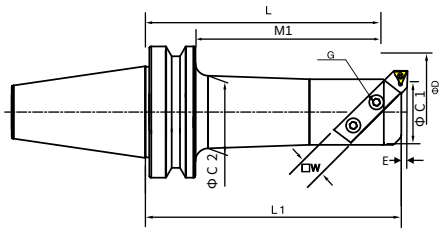

BSB=90 °

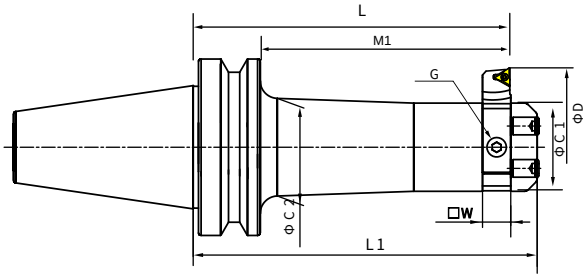

型号 Cat.No	镗孔范围D min	镗孔范围D max	L	M1	C1	C2	E	W□	编码 Order	单价 Price
BT30-BSA20-105	20	30	105	85	17	19	-	6	512300	
25-120	25	38	120	100	20	24	1	8	512302	
25-160	25	38	160	140	20	24	1	8	512304	
30-150	30	42	150	130	24	28	1.6	8	512306	
30-180	30	42	180	160	24	28	1.6	8	512308	
30-210	30	42	210	190	24	28	1.6	8	512310	
38-165	38	52	165	145	30	36	2.6	10	512312	
50-165	50	65	165	145	40	48	3	13	512314	
50-210	50	65	210	190	40	48	3	13	512316	
BT40-BSA25-135	25	38	135	110	20	24	1	8	512318	
30-150	30	42	150	125	24	28	1.6	8	512320	
38-165	38	52	165	140	30	36	2.6	10	512322	
50-165	50	65	165	140	40	48	3	13	512324	
50-210	50	65	210	185	40	48	3	13	512326	
62-165	62	90	165	140	50	48	2	16	512328	
62-225	62	90	225	200	50	58	2	16	512330	
72-165	72	110	165	140	60	60	2.4	19	512332	
72-225	72	110	225	200	60	60	2.4	19	512334	
90-165	90	125	165	140	75	62	4	19	512336	
90-210	90	125	210	185	75	62	4	19	512338	
BT50-BSA25-135	25	38	135	100	20	24	1	8	512340	
30-165	30	42	165	130	24	28	1.6	8	512342	
38-180	38	52	180	145	30	36	2.6	10	512344	
38-230	38	52	230	195	30	36	2.6	10	512346	
42-210	42	56	210	175	34	38	2	10	512348	
42-240	42	56	240	205	34	38	2	10	512350	
50-180	50	65	180	145	40	48	3	13	512352	
50-240	50	65	240	205	40	48	3	13	512354	
50-270	50	65	270	235	40	48	3	13	512356	
50-300	50	65	300	265	40	48	3	13	512358	
62-195	62	90	195	160	50	58	2	16	512360	
62-240	62	90	240	205	50	58	2	16	512362	
62-270	62	90	270	235	50	58	2	16	512364	
62-300	62	90	300	265	50	58	2	16	512366	
72-195	72	110	195	160	60	68	2.4	19	512368	
72-240	72	110	240	205	60	68	2.4	19	512370	
72-285	72	110	285	250	60	68	2.4	19	512372	
72-320	72	110	320	285	60	68	2.4	19	512374	
90-210	90	125	210	175	75	74	4	19	512376	
90-250	90	125	250	215	75	76	4	19	512378	
90-300	90	125	300	265	75	76	4	19	512380	
105-195	105	160	195	160	90	76	3	25	512382	
105-285	105	160	285	250	90	76	3	25	512384	

- 粗镗刀、适于通孔及盲孔加工
  滑槽与刀刃平行
  镗刀头单独定购
  注意D的最小尺寸与L、L1、L2
- Boring bar for rough cutting and fast cutting through-hole and blind hole boring.
  · The arrangement of the keyway and groove.
  · Please order boring heads separately.
  · Dimension for L1, L2 criteria, when D is minimum dimension.

型号 Cat.No	镗孔范围D min	镗孔范围D max	L	M1	C1	C2	W□	编码 Order	单价 Price
BT30-BSB20-105	20	30	105	85	17	19	6	512400	
25-120	25	38	120	100	20	24	8	512402	
25-160	25	38	160	140	20	24	8	512404	
30-150	30	42	150	130	24	28	8	512406	
30-165	30	42	180	160	24	28	8	512408	
30-210	30	42	210	190	24	28	8	512410	
38-165	38	52	165	145	30	36	10	512412	
50-165	50	65	165	145	40	48	13	512414	
50-210	50	65	210	190	40	48	13	512416	
BT40-BSB25-135	25	38	135	110	20	24	8	512418	
38-165	38	52	165	140	30	36	10	512420	
50-165	50	65	165	140	40	48	13	512422	
50-210	50	65	210	185	40	48	13	512424	
62-165	62	90	165	140	50	54	16	512426	
62-225	62	90	225	200	50	56	16	512428	
72-165	72	110	165	140	60	60	19	512430	
72-225	72	110	225	200	60	60	19	512432	
90-165	90	125	165	140	75	75	19	512434	
90-210	90	125	210	185	75	64	19	512436	
BT50-BSB25-135	25	38	135	100	20	24	8	512438	
38-180	38	52	180	145	30	38	10	512440	
38-230	38	52	230	195	30	38	10	512442	
42-210	42	56	210	175	34	38	10	512444	
42-240	42	56	240	205	34	38	10	512446	
50-180	50	65	180	145	40	48	13	512448	
50-240	50	65	240	205	40	48	13	512450	
50-270	50	65	270	235	40	48	13	512452	
50-300	50	65	300	265	40	48	13	512454	
62-195	62	90	195	160	50	58	16	512456	
62-240	62	90	240	205	50	58	16	512458	
62-270	62	90	270	235	50	58	16	512460	
62-300	62	90	300	265	50	58	16	512462	
62-330	72	110	195	160	60	68	19	512464	
72-195	72	110	240	205	60	68	19	512466	
72-240	72	110	285	250	60	68	19	512468	
72-285	72	110	320	285	60	68	19	512470	
90-210	90	125	210	175	75	80	19	512472	
90-250	90	125	250	215	75	80	19	512474	
90-300	90	125	300	265	75	80	19	512476	
105-195	105	160	195	160	90	-	25	512478	
105-285	105	160	285	250	90	94	25	512480	

- 粗镗刀，适于通孔，也可用来反镗。
- Boring bar for rough cutting and fast cutting through-hole boring.
  Also applicable to counter bore post facing.

BSA斜角型搪头 BSA bevel-type boring head

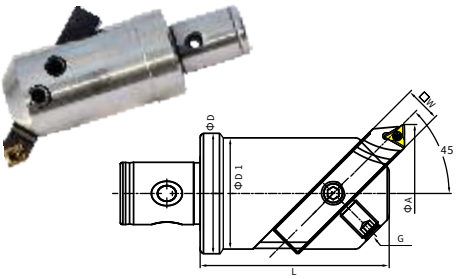

订购编码 Order Number	型号 Cat.No	镗孔范围 Boring range		尺寸 Size						单价 Price
		ΦAmin	ΦAmax	ΦD	ΦD1	L	E	□W	G	
513101	BSA30-CK2	Φ30	Φ42	24	24	40	1.6	8	M6x1.00P	
513102	BSA38-CK3	Φ38	Φ52	31	60	60	2.6	10	M8x1.25P	
513103	BSA50-CK4	Φ50	Φ65	42	40	70	3	13	M10x1.50P	
513104	BSA62-CK5	Φ62	Φ90	55	50	85	2	16	M12x1.75P	
513105	BSA72-CK6	Φ72	Φ110	63	60	98	2.4	19	M12x1.75P	

BSB斜角型搪头 BSB bevel-type boring head

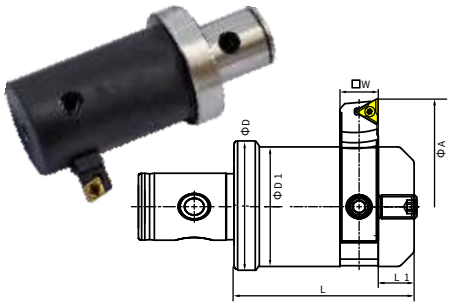

订购编码 Order Number	型号 Cat.No	镗孔范围 Boring range		尺寸 Size						单价 Price
		ΦAmin	ΦAmax	ΦD	ΦD1	L	L1	□W	G	
513111	BSB25-CK2	Φ26	Φ52	24	20	45	10	8	M6x1.00P	
513112	BSB38-CK3	Φ38	Φ70	31	30	55	10	10	M8x1.25P	
513113	BSB50-CK4	Φ50	Φ90	42	40	60	10	13	M10x1.50P	
513114	BSB62-CK5	Φ62	Φ115	55	50	70	12	16	M12x1.75P	
513115	BSB72-CK6	Φ72	Φ135	63	60	85	12	19	M12x1.75P	

CK 倒刀

CK chamfering cutter

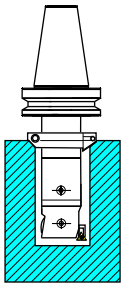

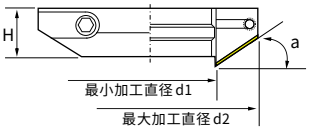

订购编码 Order number	型号 Cat.No	尺寸 Size			组合刀柄 Modular holder	适用刀片 Applicable inserts	单价 Price
		d1	d2	D			
513121	ZC1-35	20	35	13	CK1		
513122	ZC2-42	25	42	15	CK2	ZM1-45	
513123	ZC3-49	32	49		CK3	ZM1-30	
513124	ZC4-57	41	57		CK4		
513125	ZC5-90	53	90	25	CK5	ZM2-45	
513126	ZC6-104	68	104		CK6	ZM2-30	
513127	ZC7-138	98	138		CK6		
513128	ZC8-160	120	160		CK6		

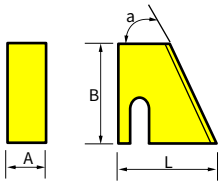

订购编码 Order number	型号 Cat.No	尺寸 Size				组合刀柄 Modular holder
		L	A	B	a	
513130	ZM1-45	23.5	4	9	45°	CK1-4
513131	ZM2-45	43	8	20		CK5-6
513132	ZM1-30	27.5	4	9	30°	CK1-4
513133	ZM2-30	52	8	20		CK5-6

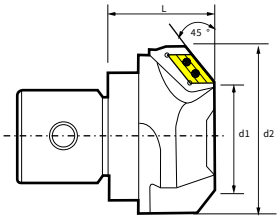

订购编码 Order number	型号 Cat.No	刃数 Teeth	尺寸 Size			组合刀柄 Modular holder	适用刀片 Applicable inserts	螺钉 Clamp screw	单价 Price
			d1	d2	D				
513140	CK-B2-C0525	1	5	25	25	CK2	CW1206A	M2	
513141	CK-B4-C1040	2	10	40	35	CK4	CW1909A	M3	
513142	CK-B5-C3060	3	30	60	40	CK5			
513143	CK-B5-C50100	3	50	100	65	CK6	CW3115A	M5	

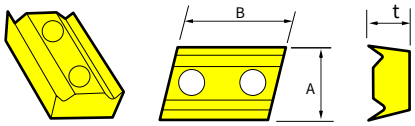

订购编码 Order number	型号 Cat.No	尺寸 Size			螺钉 Clamp screw	单价 Price
		A	B	t		
513150	CW1206A	6.35	12.7	2.7	M2	
513151	CW1909A	9.525	4.5	4.5	M3	
513152	CW3115A	15.875	7.0	7.0	M5	

BS 粗镗刀

BS cutter

- 适用于BSA、BSB粗镗刀，适合重切削加工
- For SBA, SBB coarse sugar cutter, suitable for heavy machining

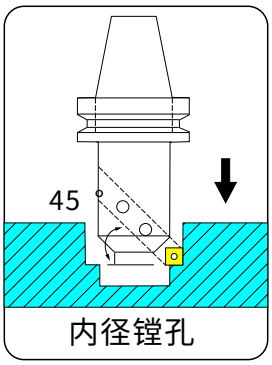

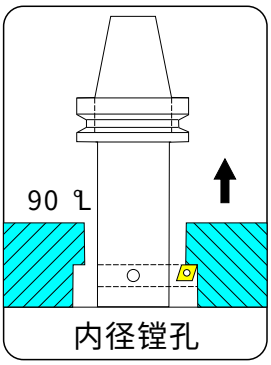

Fig Shape	Fig-1 Ordering Code	Insert	Fig-2 Ordering Code	Insert	Fig-2 Ordering Code	Insert	Dimensions mm H	W	L
1 W 30° L	TBS306	CC..0602..	TSBS306	TC..0902..	SBS306	TP..0902..	6	6	55
	TBS308	CC..0602..	TSBS308	TC..0902..	SBS308	TP..0902..	8	8	55
	TBS310	CC..0602..	TSBS310	TC..0902..	SBS310	TP..0902..	10	10	65
	TBS313	CC..09T3..	TSBS313	TC..1102..	SBS313	TP..1103..	13	13	80
2 W 30° L	TBS316	CC..09T3..	TSBS316	TC..16T3..	SBS316	TP..1103..	16	16	120
	TBS319	CC..1204..	TSBS319	TC..16T3..	SBS319	TP..1603..	19	19	140
	TBS325	CC..1204..	TSBS325	TC..16T3..	SBS325	TP..1603..	25	25	150
1 W 45° L	TBS406	CC..0602..	TSBS406	TC..0902..	SBS406	TP..0902..	6	6	55
	TBS408	CC..0602..	TSBS408	TC..0902..	SBS408	TP..0902..	8	8	55
	TBS410	CC..0602..	TSBS410	TC..0902..	SBS410	TP..0902..	10	10	65
	TBS413	CC..09T3..	TSBS413	TC..1102..	SBS413	TP..1103..	13	13	80
2 W 45° L	TBS416	CC..09T3..	TSBS416	TC..16T3..	SBS416	TP..1103..	16	16	120
					SBS416B	TP..1103..	16	16	120
	TBS419	CC..1204..	TSBS419	TC..16T3..	SBS419	TP..1603..	19	19	140
	TBS425	CC..1204..	TSBS425	TC..16T3..	SBS425	TP..1603..	25	25	150
1 W 90° L	TBS906	CC..0602..	TSBS906	TC..0902..	SBS906	TP..0902..	6	6	55
	TBS908	CC..0602..	TSBS908	TC..0902..	SBS908	TP..0902..	8	8	55
	TBS910	CC..0602..	TSBS910	TC..0902..	SBS910	TP..0902..	10	10	65
	TBS913	CC..09T3..	TSBS913	TC..1102..	SBS913	TP..1103..	13	13	80
2 W 90° L	TBS916	CC..09T3..	TSBS916	TC..16T3..	SBS916	TP..1103..	16	16	120
					SBS916B	TP..1103..	16	16	120
	TBS919	CC..1204..	TSBS919	TC..16T3..	SBS919	TP..1603..	19	19	140
	TBS925	CC..1204..	TSBS925	TC..16T3..	SBS925	TP..1603..	25	25	150
L 1 W 90°	TBS908L	CC..0602..					8	8	55
	TBS910L	CC..0602..					10	10	65
	TBS913L	CC..09T3..					13	13	80
	TBS916L	CC..09T3..					16	16	120
	TBS919L	CC..1204..					19	19	140
2 W L 8 90°					BSB916	TP..1103..	16	16	150
					BSB920	TP..1103..	20	20	150

Insert	螺丝 Clamp screw	扳手 Wrench	Insert	螺丝 Clamp screw	扳手 Wrench	Insert	螺丝 Clamp screw	扳手 Wrench
CC..0602..	MS2506A	T9	TC..0902..	MS2206A	T7	TP..0902..	MS2506A	T9
CC..09T3..	MS4011A	T15	TC..1102..	MS2506A	T9	TP..1103..	MS3008A	T9
CC..1204..	MS5011A	T20	TC..16T3..	MS4011A	T15	TP..1603..	MS4011A	T15

-Boring cutter replaceable for insert. The parts should be separately

卡式刀座

Cassette Knife Block

SCFCR

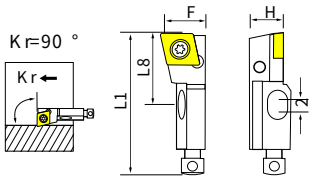

型号 Cat.No	尺寸 Size L1	L8	F	H	Dm	R	刀片 Insert	订购编码 Order number	单价 Price
SCFCR-08CA-06	32	15	10	8	25	0.4	CC..0602..	513200	
SCFCR-10CA-09	50	30	14	10	40	0.4	CC..09T3..	513202	

STFPR

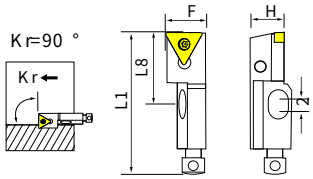

型号 Cat.No	尺寸 Size L1	L8	F	H	Dm	R	刀片 Insert	订购编码 Order number	单价 Price
STFPR-08CA-09	32	15	10	8	25	0.4	TP..0902..	513218	
STFPR-10CA-11	50	30	14	10	40	0.4	TP..1102..	513220	
STFPR-12CA-16	55	35	20	12	50	0.8	TP..1603..	513222	

SRSCR

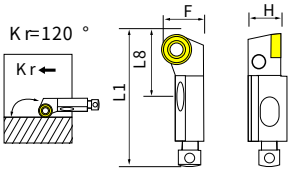

型号 Cat.No	尺寸 Size L1	L8	F	H	Dm	刀片 Insert	订购编码 Order number	单价 Price
SRSCR/L-10CA-10	50	30	14	10	40	RC..10T3..	513208	

STGCL

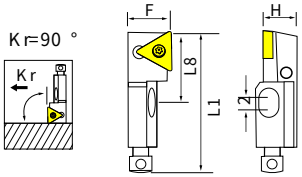

型号 Cat.No	尺寸 Size L1	L8	F	H	Dm	R	刀片 Insert	订购编码 Order number	单价 Price
STGCL-12CA-16	32	35	20	12	75	0.8	TC..16T3..	513224	

SSSPR

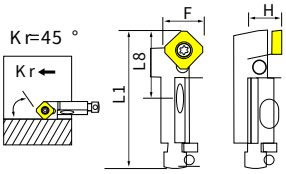

型号 Cat.No	尺寸 Size L1	L8	F	H	Dm	R	刀片 Insert	订购编码 Order number	单价 Price
SSSPR-10CA-09	50	30	14	10	40	0.4	SP..0903..	513210	

STSPR

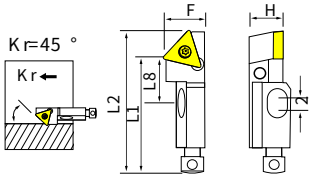

型号 Cat.No	尺寸 Size L1	L2	L8	F	H	Dm	R	刀片 Insert	订购编码 Order number	单价 Price
STSPR-08CA-09	28	34	11	10	8	25	0.4	TP..0902..	513230	
STSPR-10CA-11	44	51	20	14	10	40	0.4	TP..1102..	513232	
STSPR-12CA-16	47	57	20	20	12	50	0.8	TP..1603..	513234	

STFCR

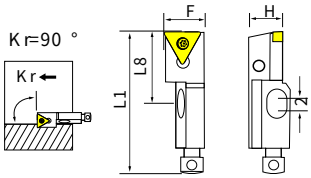

型号 Cat.No	尺寸 Size L1	L8	F	H	Dm	R	刀片 Insert	订购编码 Order number	单价 Price
STFCR-08CA-09	32	15	10	8	25	0.4	TC..0902..	513212	
STFCR-10CA-11	50	30	14	10	40	0.4	TC..1102..	513214	
STFCR-12CA-16	55	35	20	12	50	0.8	TC..16T3..	513216	

STSCR

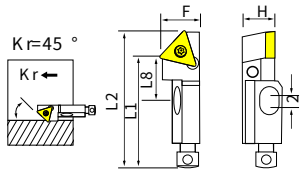

型号 Cat.No	尺寸 Size L1	L2	L8	F	H	Dm	R	刀片 Insert	订购编码 Order number	单价 Price
STSCR-08CA-09	28	34	11	10	8	25	0.4	TC..0902..	513236	
STSCR-10CA-11	44	51	20	14	10	40	0.4	TC..1102..	513238	
STSCR-12CA-16	47	57	20	20	12	50	0.8	TC..16T3..	513240	

Axial mounting

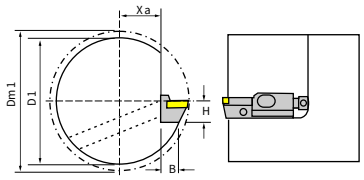

$Xa=\frac{Dm1}{2}-F$ Axial adjust=±1mm Radial adjust=+0.5mm

$D1=2\sqrt{H^2+(\pm B+Xa)^2}$

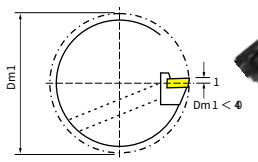

Radial mounting

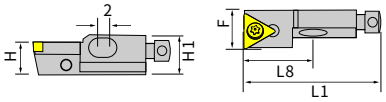

$Xb=L1-\frac{Dm2}{2}$ Axial adjust=+0.5mm Radial adjust=±1mm

$D2=2\sqrt{H^2+(\pm L1)3x(b)^2}$

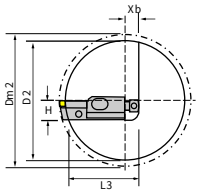

规格尺寸 Cartridge size	订购代码 Ordering code	螺钉 Screw	扳手 Wrench	螺钉 Screw	扳手 Wrench	螺钉 Screw	螺钉 Screw	扳手 Wrench	订购编码 Order number	单价 Price
08CA 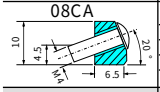	SCFCR-08CA-06 STFCR-08CA-09 STFPR-08CA-09 STSCR-08CA-09 STSPR-08CA-09	HM408	PL20	HTR414	PL25	RTM412	MS2506A	TF9		
10CA 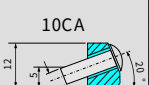	SCFCR-10CA-09 SRSCR/L-10CA-10 SSSPR-10CA-09 STFCR-10CA-11 STFPR-10CA-11 STSCR-10CA-11 STSPR-10CA-11	HM410	PL20	HTR623	PL25	RTM515	MS4011A MS3509A MS4011A MS2506A MS3008A MS2506A MS3008A	TF15 TF15 TF15 TF9 TF9 TF9 TF9		
12CA 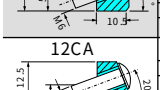	SCFCR-08CA-06 STFCR-08CA-09 STFPR-08CA-09 STSCR-08CA-09 STSPR-08CA-09	HM412	PL20	HTR623	PL25	RTM515	MS4011A	TF15		

固定式粗搪刀

TDL wiper edge rough boring tool

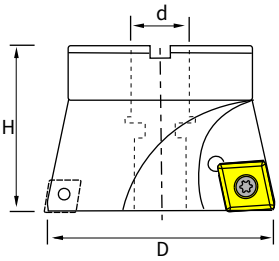

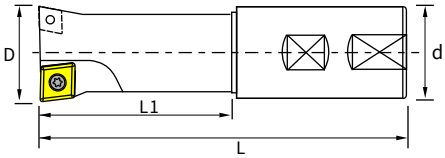

订购编码 Order number	型号 Cat.No	刃数 No.of flutes	尺寸 Size				单价 Price
			D	d	L	L1	
513250	TDL-12-120	1	11.7	16	120	30	400
513251	TDL-13-120	1	12.7	16	120	30	400
513252	TDL-14-120	1	13.7	16	120	30	400
513253	TDL-15-120	1	14.7	16	130	30	400
513254	TDL-16-135	2	15.7	16	135	70	400
513255	TDL-17-135	2	16.7	16	135	70	400
513256	TDL-18-135	2	17.7	16	135	70	400
513257	TDL-19-160	2	18.7	16	160	90	400
513258	TDL-20-160	2	19.7	20	160	90	400
513259	TDL-22-160	2	21.7	20	160	90	400
513260	TDL-24-180	2	23.7	20	180	100	400
513261	TDL-25-190	2	24.7	25	190	110	400
513262	TDL-26-200	2	25.7	25	200	120	450
513263	TDL-27-200	2	26.7	25	200	120	450
513264	TDL-28-200	2	27.7	25	200	120	450
513265	TDL-30-210	2	29.7	25	210	130	450
513266	TDL-32-210	2	31.7	25	210	130	450
513267	TDL-35-250	2	34.7	32	250	150	500
513268	TDL-37-250	2	36.7	32	250	150	500
513269	TDL-40-270	2	39.7	32	270	170	550
513270	TDL-42-250	2	41.7	32	250	150	550
513271	TDL-45-310	2	44.7	32	310	210	600
513272	TDL-47-260	2	46.7	32	260	160	600
513273	TDL-50-260	2	49.7	42	260	160	650
513274	TDL-50-310	2	49.7	42	310	210	700
513275	TDL-52-260	2	51.7	42	260	160	700
513276	TDL-55-330	2	54.7	42	330	230	750
513277	TDL-60-260	2	59.7	42	260	160	800
513278	TDL-60-350	2	59.7	42	350	250	900

配件 Mating

型号 Cat.No	刀片 Insert	螺钉 Clamp screw	扳手 Wrench
TDL-16	CCMT060204	M2.5×6	T8
TDL-30	CCMT09T308	M4×10	T15

订购编码 Order number	型号 Cat.No	刃数 No.of flutes	尺寸 Size			单价 Price
			D	d	L1	
513280	TDL-45-22	2	44.7	22	50	
513281	TDL-50-22	2	49.7	22	50	
513282	TDL-55-22	2	54.7	22	50	
513283	TDL-60-22	2	59.7	22	50	
513284	TDL-62-22	2	61.7	22	50	
513285	TDL-62-25.4	2	61.7	25.4	50	
513286	TDL-65-25.4	2	64.7	25.4	50	
513287	TDL-70-25.4	2	69.7	25.4	50	
513288	TDL-72-25.4	2	71.7	25.4	50	
513289	TDL-75-25.4	2	74.7	25.4	50	
513290	TDL-80-25.4	2	79.7	25.4	50	
513291	TDL-85-25.4	2	84.7	25.4	50	
513292	TDL-90-31.75	2	89.7	31.75	50	
513293	TDL-95-31.75	2	94.7	31.75	50	
513294	TDL-100-31.75	2	99.7	31.75	50	

配件 Mating

型号 Cat.No	刀片 Insert	螺钉 Clamp screw	扳手 Wrench
TDL-62	CCMT09T308	M4×10	T15

螺丝沉头孔铣刀

Counter-sink hole no screw of milling cutter

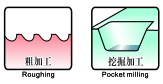

- 把传统的钻孔与沉头加工结合于一体，一次加工完成，大幅提高螺丝沉头孔的加工效率

★ Shen obed ith het ratitional omcbination fchet irsft processing n ine, aocess omplted n i a substantial ncrease n iocuntersunk ehad csewhole processing fficiency

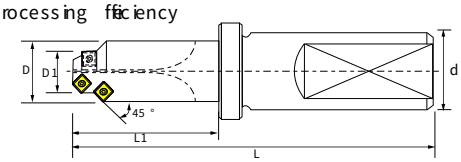

订购编码 Order number	型号 Cat.No	刃数 Teeth	尺寸 Size					刀片 Insert	螺钉 Clamp screw	扳手 Wrench	单价 Price
			D	D1	d	L1	L				
513300	CH-8-14-C25	1	14	2.9	25	21	108	CCMT060204	M2.5x6.5	T8	
513302	CH-10-17.5-C25	2	17.5	5.3	25	26	115				
513304	CH-12-20-C25	2	20	7.8	25	30	120				
513306	CH-14-23-C25	2	23	10.8	25	34.5	126				
513308	CH-16-26-C32	2	26	8.5	32	39	132	CCMT09T308	M4x9	T15	
513310	CH-18-29-C32	2	29	11.5	32	43.5	138				
513312	CH-20-32-C32	2	32	14.5	32	59	144				

倒拉沉头刀

Throw-away back counter-sink tool

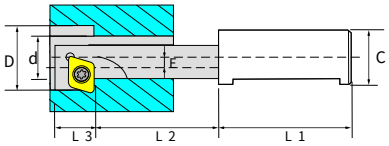

- 减少二次加工，增加微调机构
- 不用正反转，减少损坏概率
- 特殊设计本体刚性最佳

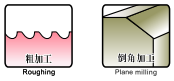

★ Reduction for secondary processing, additional fine-tuning factor
★ No positive inversion, reducing the probability of damage
★ Specially designed rigid body tool

订购编码 Order number	型号 Cat. No	尺寸 Size D	d	C	L1	L2	L3	E	刀片 Insert	螺钉 Clamp screw	扳手 Wrench	单价 Price
513320	M10-1810	18	10.5	16	48	35	13	4	CCMT060204 CCGT060204	M2.5x6	T8	200
513322	M12-2013	20	13	16	48	40	13	3.85				200
513324	M16-2617	26	17	20	50	50	13	4.85	CCMT09T308 CCGT09T308	M4x9	T15	300
513326	M20-3321	33	21	25	56	70	13	6.4				300
513328	M24-4025	40	25	25	56	80	13	7.9				300

ZCDM 螺钉钻沉倒角刀

ZCDM screw drill countersunk chamfering cutter

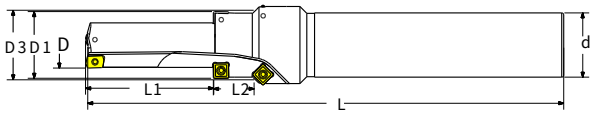

订购编码 Order number	型号 Cat. No	钻孔直径 Hole diameter	沉头直径 Head diameter	孔深 Hole depth	沉头深 Head deep	倒角大小 The chamfer	柄径 Shank diameter	总长 Long	柄长 Stem length	单价 Price
513350	ZCDM10-12-30-17.5-11-45DEG	12	17.5	35	11	0.6	25	100	50	
513352	ZCDM12-14-38-20-13-45DEG	14	20	35	13	0.6	25	110	50	
513354	ZCDM14-16-43-23-15-45DEG	16	23	45	15	0.8	25	180	100	
513356	ZCDM16-18-48-26-17-45DEG	18	26	50	17	0.8	25	190	100	

非标孔加工刀具

Nonstandard tool for boring

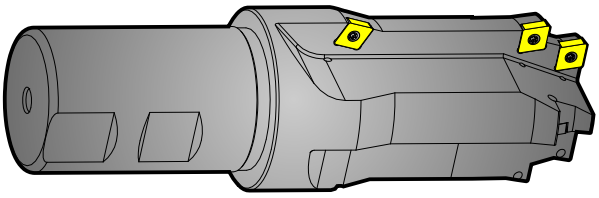

削平柄复合搪刀

Knife handle leveling compound boring

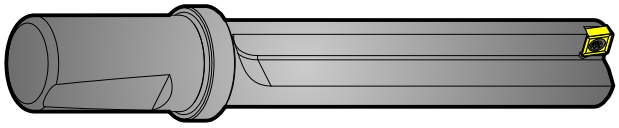

定尺寸扩孔钻

Fixed size reaming drill

- 高效率：一把刀具可以在一次进给中完成多工序加工。
- 高刚性：由于是量身定制，刀具可以按加工要求设计成最高刚性结构。
- 超灵活：无论是超长超大还是特殊形状的刀具都能为您定制。

- High efficiency: tool can be completed in one feed for multi-process machining.
- High rigidity: because it is tailor-made, the tool can be processed to design into a rigid structure for the highest.
- Ultra-flexible: whether it is very long range special shaped tools and be customized for you.

※定制非标刀具的一般步骤：

Custom non-standard tool for the general steps:

第一步：提供工件加工图纸，并详细注明需要加工位置的尺寸要求及工件的材质、硬度。
step1: providing workpiece drawings, and detailed processing location for the size requirements and the workpiece material, hardness.

第二步：指定刀具柄部的型式，可以是BT等整体式主轴柄，也可以是削平柄或斜削平柄等直柄或其它任何形式的接口。
step2: specify the type of tool shank, which can be an integral spindle handle BT, the type of leveling or inclined flat shank straight shank handle, the type of any other form of interface.

第三步：尽可能详细的提供下述资料以便我们为您量身定制最符合您需求的刀具。
step3: to provide the following information as detailed as possible so that we can provide you customized tool that best meets your needs.

机床类型 Machine type_____

机床功率 (KW) Machine power (KW)_____

最大转速 (RPM) Maximum speed (RPM)_____

最大冷却液压力 Maximum coolant pressure_____

钻头旋转 Rotary drill☐ 工件旋转 Workpiece rotation☐ 垂直钻削 Vertical drilling☐ 水平钻削 Horizontal drilling☐

冷却方式 Cooling 内冷 Cooled☐ 外冷 External cooling☐

机床刚性 Machine rigidity 高 high☐ 一般 common☐ 差 low☐

◇如果您已经有设计好的非标刀具图纸，那么仅提供刀具图纸我们就可以为您加工。
◇ If you already have designed non-standard drawing tools, then even and only provide tools that you need drawing processing.

◇尽可能详细的提供您需要定制刀具的相关资料，资料越详细，定制的刀具将越合用。
◇ Much detail as possible you need to customize the tool to provide relevant information, and more detailed, customized tool will be more shared.

◇如果您还有其它要求请直接与我们的工程师沟通。
◇ If you have other requirements please communicate directly with our engineers.